

UPLOADING YOUR DIGITAL PRESENTATION

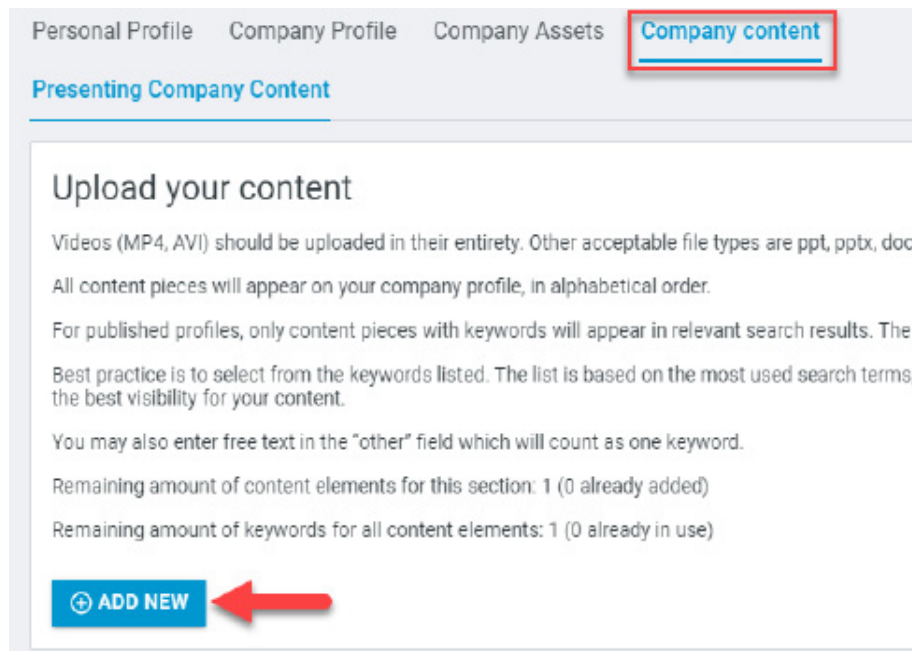
Please review the steps below on how to upload your digital content onto the partneringONE® platform.

If you have any questions, please contact Olivia Giuliana at oguiliana@ebdgroup.com

1. Login to partneringONE: <https://partneringone.informaconnect.com/>
2. Enter the profile section on the left-hand menu.



3. Choose 'Company content' tab from the menu and click 'ADD NEW'



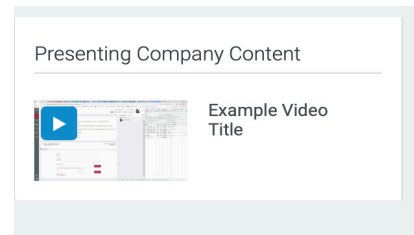
4. Insert a video/file title at the top. The title entered, will appear in the search results, along with your presentation uploaded - use something short and catchy to help increase clicks!

Name* **Insert Title Here**

Required field*

Keywords

<input type="checkbox"/> aging	<input type="checkbox"/> alliances	<input type="checkbox"/> Alzheimer's and dementia
<input type="checkbox"/> antibodies and conjugates	<input type="checkbox"/> anti-infectives	<input type="checkbox"/> biosimilars
<input type="checkbox"/> cardiovascular	<input type="checkbox"/> CDMO/CRO	<input type="checkbox"/> cell therapy



5. Choose **one** Keyword. This will ensure your content appears in relevant search results.

Please note: keywords are not based on therapeutic areas, they are based on commonly used search terms (and behind the scenes the commonly searched related words and synonyms are included too) to increase the visibility of your content item. If nothing fits, feel free to use Other, but keep in mind that your preferred term may be a term that delegates are not searching for at all. It pays to be broad by selecting one of the offered keywords rather than getting too specific - for example, select dermatology rather than entering pemphigus to get your content in front of people with interests related to skin.

Keywords

<input type="checkbox"/> aging	<input type="checkbox"/> alliances	<input type="checkbox"/> Alzheimer's and dementia
<input type="checkbox"/> antibodies and conjugates	<input type="checkbox"/> anti-infectives	<input type="checkbox"/> biosimilars
<input type="checkbox"/> cardiovascular	<input type="checkbox"/> CDMO/CRO	<input type="checkbox"/> cell therapy
<input type="checkbox"/> clinical	<input type="checkbox"/> consumer health/OTC	<input type="checkbox"/> COVID-19
<input type="checkbox"/> dermatology	<input type="checkbox"/> devices	<input type="checkbox"/> diagnostics and biomarkers
<input type="checkbox"/> digestive system	<input type="checkbox"/> digital/omics/AI	<input type="checkbox"/> ear and hearing
<input type="checkbox"/> endocrinology and metabolism	<input type="checkbox"/> gene therapy	<input type="checkbox"/> immunology
<input type="checkbox"/> infectious diseases	<input type="checkbox"/> investors	<input type="checkbox"/> Mental and behavioural disorders
<input type="checkbox"/> microbiome	<input checked="" type="checkbox"/> musculoskeletal	<input type="checkbox"/> neurology and pain
<input type="checkbox"/> oncology and immunology	<input type="checkbox"/> ophthalmology	<input type="checkbox"/> orphan and rare diseases
<input type="checkbox"/> Parkinson's	<input type="checkbox"/> peptides	<input type="checkbox"/> pharma
<input type="checkbox"/> platform technologies	<input type="checkbox"/> protein	<input type="checkbox"/> respiratory
<input type="checkbox"/> RNA/mRNA	<input type="checkbox"/> small molecule	<input type="checkbox"/> stem cells/regenerative med
<input type="checkbox"/> structuring (M&A/IPD)	<input type="checkbox"/> technology transfer	<input type="checkbox"/> urology
<input type="checkbox"/> vaccines	<input type="checkbox"/> women's health	
<input type="checkbox"/> Other		

6. Choosing a thumbnail is optional. The system will automatically create a thumbnail if you leave this blank.

7. Upload your presentation. If a new upload, the file will be automatically saved.

Note: all video files must be named using the following format (no spaces):

<your_company_name>.mp4

For company presentations we recommend using mp4 video format in 16:9.

The maximum file size is 500Mb.

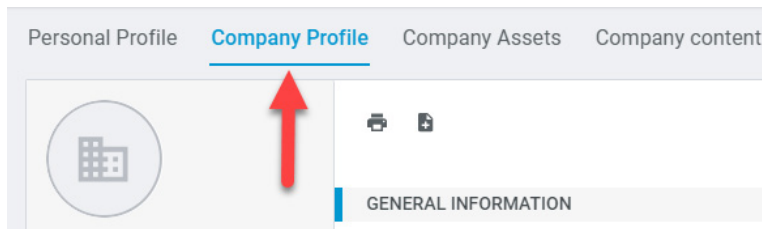
Video file-size can vary based on the bitrate/quality you select before export.

File*

Max file size 500 Mb

UPLOAD

8. **IMPORTANT:** Publish your presentation so that it will be viewable to other attendees. Click on Company Profile



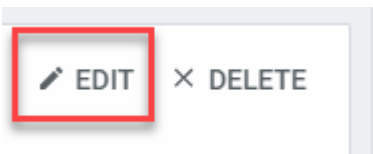
Then toggle the **Unpublished** button to **Published**

UNPUBLISHED EDIT

PUBLISHED EDIT

9. Congrats! You are finished!! Once your content is uploaded and your profile is published, it will appear in your profile on the right-hand side. It will also show up in search results.

NOTE: If you need to re-upload your presentation, please Edit the existing content item. Do not use "ADD NEW". After the new upload adjust your Keywords if needed and click save. You may re-upload your company presentation as many times as you would like. All you need to do is select the "edit" button each time and remember to save!



To maximize your company's visibility we highly recommend submitting your content as soon as you have it available, and updating it with any edits closer to the event dates.