



YOUR DIGITAL EVENT GUIDE: IFRS Foundation Conference 2022

23 & 24 June 2022
Leonardo Royal Hotel London Tower Bridge
London & Delivered Live (BST/GMT+1)



LOGGING IN AND CREATING YOUR PROFILE

Please use **Google Chrome** to open the platform

SIGNING IN

- When you first visit the [event platform](#), you will be asked to enter your email address. Please ensure you **use the email address that was sent to you by Alessandra.DeMaria@informa.com**
- Enter the email address, click on 'Continue with this email', **do not close your browser window**. You will then receive an email titled "Log in to ConnectMe". Click on the enclosed link to log in. If you don't receive the email, please check your spam and junk mailbox. If you still can't find it, click on '**Talk to Support**'. Alternatively, if there is a delay with receiving your link, please use the **lock symbol** located on the top right-hand side of the webpage to manually enter your password which will have been provided.

Welcome

Sign in to access your event

Enter your email to receive a link

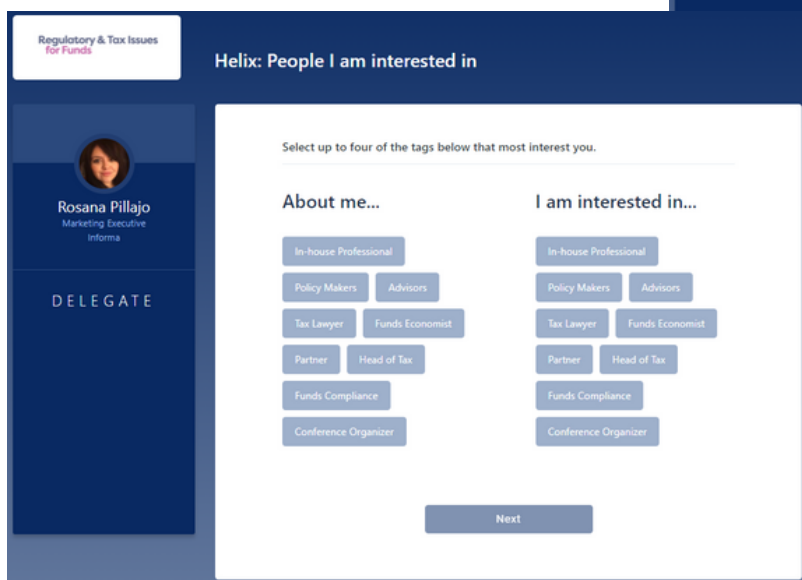
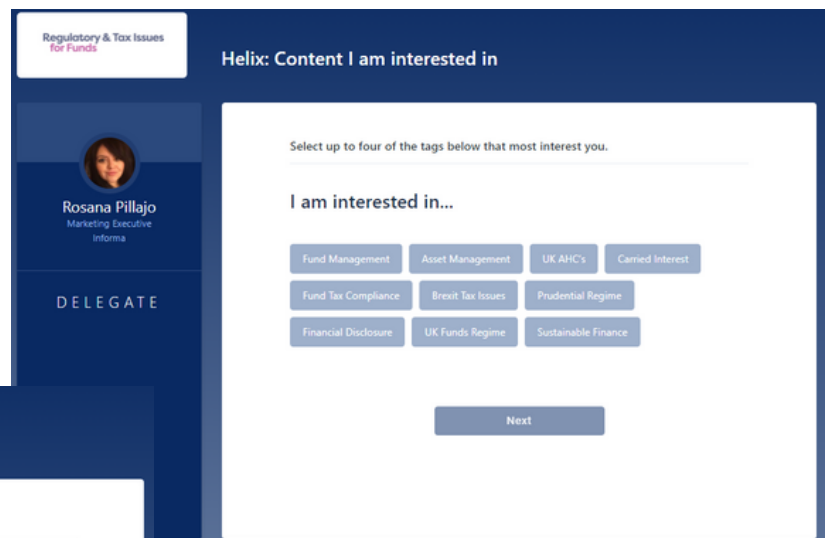
Continue with email

Having trouble? Talk to Support



SELECT YOUR INTERESTS

- To help ensure you meet people who share your professional interests and goals, please tell us a bit more about yourself
- Please select the options that are most relevant for you and **that you would like others to see**



TAGS

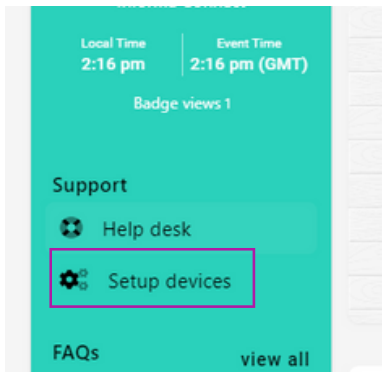
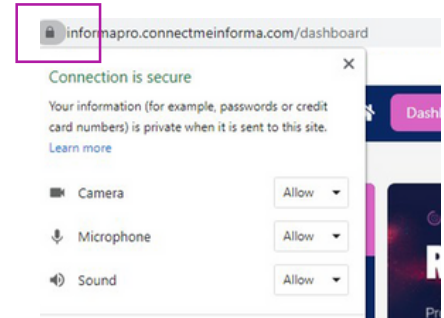
- Please note you can **select up to ten** tags per section



CAMERA AND MIC

Before the conference starts, it's a good idea to check that there are no issues with your audio, camera or mic:

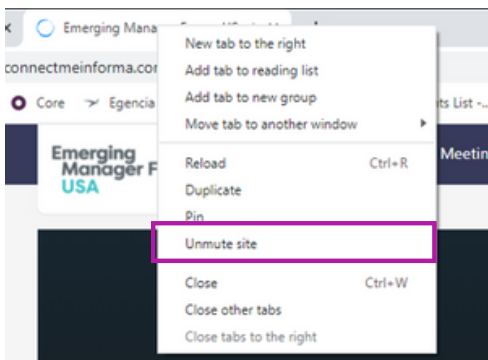
- Click on the little lock that appears to the left of the URL, ensure that your camera and microphone are both set to **'Allow'**



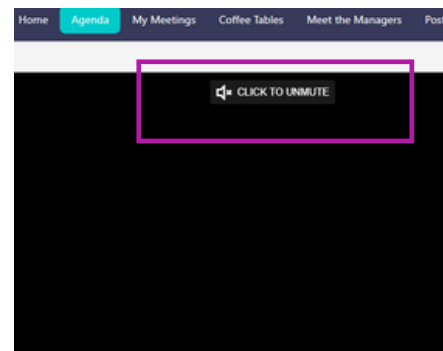
- On the left menu on the event homepage, click on **'Setup devices'** to enable your camera and microphone

If you experience any problems hearing the sessions, please try these two steps:

1. Right-click on your browser tab, make sure you don't have the site muted

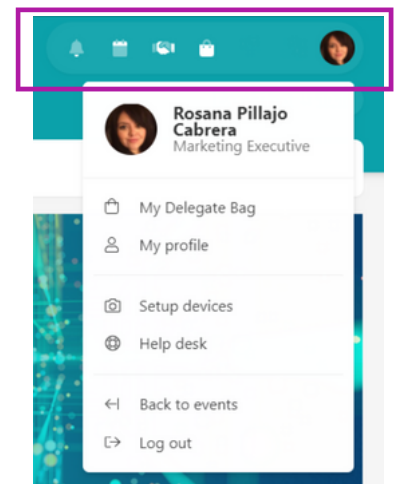


2. Hover near the centre top of the video till an unmute button appears



You'll find some useful icons on the top right of your screen, use these to:

- View any meeting requests that have been sent to you, specify the times that you're available for meetings and view your own personal event schedule
- Access the speaker presentations that have been made publicly available and any other documents you collect from the **'Exhibition Hall'**
- Amend your profile picture and further details that are visible to others (click on your profile pic and then on **'My profile'**)



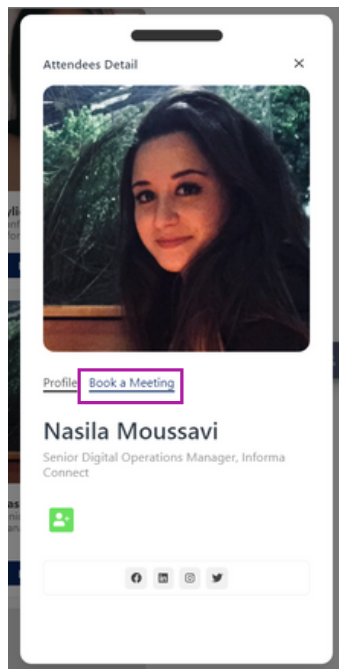
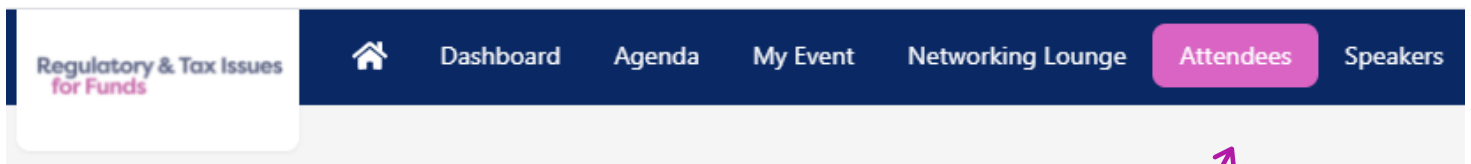
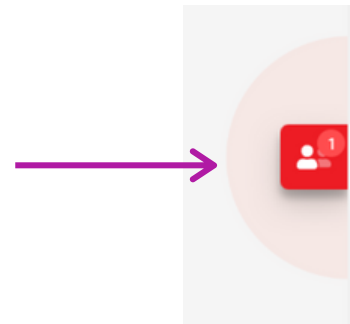


INSTANT MESSAGING & VIDEO CALLS

Network directly with delegates, speakers and event partners throughout the conference

Chat Via Text Message or Video Call

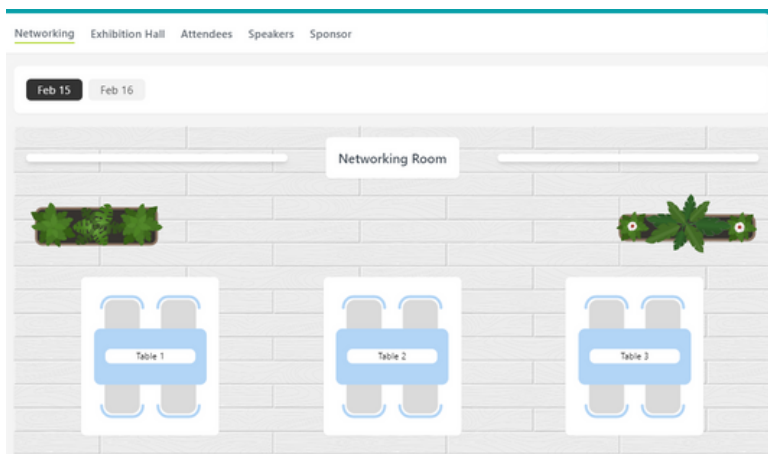
- You can spontaneously connect via text message or video call by clicking on the **people icon** that appears to the right of your screen. This icon will flash if you have new messages



Booking Meetings

- Go to the '**Attendees Tab**' at the top of your screen
- Use the search options on the left to find people you'd like to meet and click on '**Book Meeting**' to set up a video call hosted on the platform.

- Plus**, spark spontaneous conversations with anyone at the event!





- Click on the '**Networking Lounge**' button
- Then on '**Enter Room**'
- Join a table with an empty seat, switch your camera and mic on (or just your mic if you prefer) and join the conversation

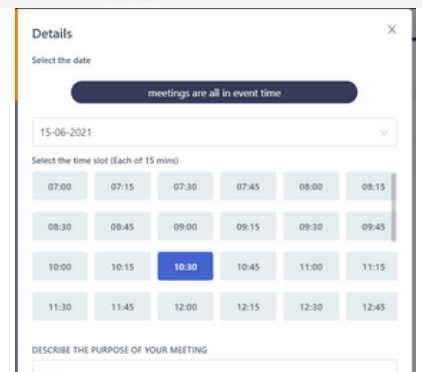
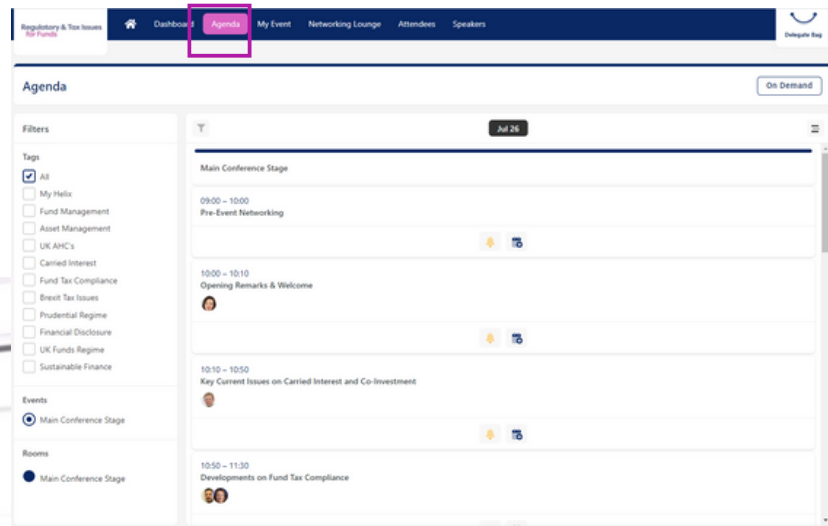
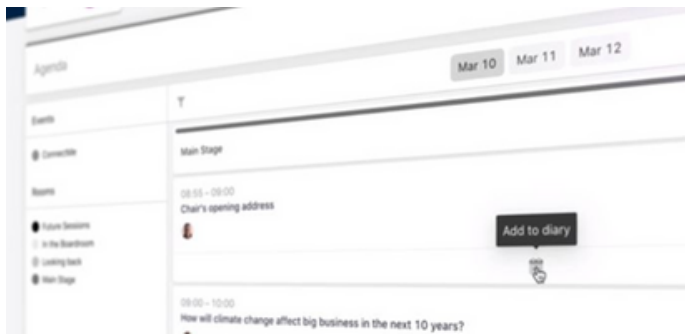


THE AGENDA & 1:1 MEETINGS

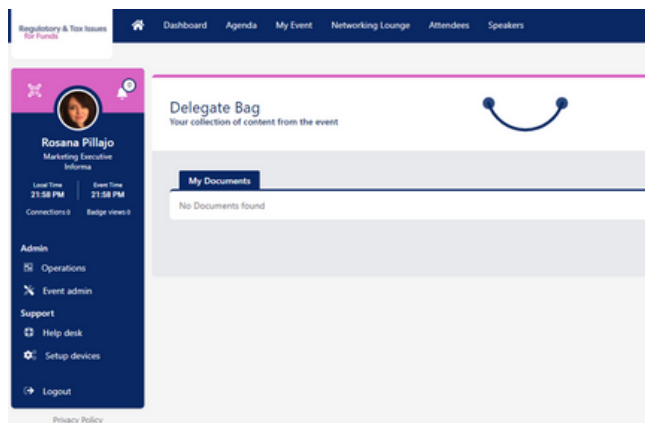
Create your own custom agenda.

Go to the '**Agenda**' tab to view the conference programme. You can bookmark your favourite sessions using the little  bell icon or add the session to your Outlook calendar using the 

Your unique agenda will then appear on the '**My Schedule**' tab



- You'll also be able to review your accepted, sent and requested meetings on the '**My Schedule**' tab



- Don't forget to visit the '**Partners**' tab where you can read whitepapers, reports and other materials related to the conference topics
- Click '**Add to Delegate Bag**' to have all your materials gathered in one place
- When a speaker has sent us their presentation slides you will find these already sitting in your delegate bag and available for you to download.

If you have any queries or need any assistance, please email

Alessandra.DeMaria@informa.com