



IRRIGATION TECHNOLOGY FOR THE FUTURE

2017 PRODUCT
CATALOG



AGRICULTURE

ENVIRONMENTAL

GREEN INDUSTRY

CROP SPECIFIC



OUR FOCUS

AGRICULTURAL &
INDUSTRIAL IRRIGATION.

OUR MISSION

SAVE WATER , SAVE
ENERGY, SAVE LABOR
& DO A BETTER JOB
OF IRRIGATING.

2 | **OUR PASSION**
PEOPLE AND PRODUCTS.

**PRODUCTS MADE
IN WALLA WALLA,
WASHINGTON, U.S.A.**

2017 Marks 45 Years
For Nelson Irrigation
Corporation

CATALOG TABLE OF CONTENTS

2-19	PIVOT PRODUCTS
20-23	END OF PIVOT SOLUTIONS
24-34	ROTATOR® SPRINKLERS
35	PRESSURE REGULATORS
36-39	FEEDTUBE ASSEMBLIES
40-43	SPINNERS & SPRAYS
44	IRRIGATION DESIGN SOFTWARE
45	MP ROTATOR® SPRINKLERS
46-52	BIG GUN® SPRINKLERS
53	IMPACT SPRINKLERS
54-59	800 SERIES CONTROL VALVES
60-61	1000 SERIES CONTROL VALVES
62-63	TWIG® WIRELESS CONTROLS





Figuring out how to best grow crops for your particular region is very important to us. Nelson water application solutions take into account specific soil types, crop rotations and farming practices. Let us help you identify your Geocropical[®] needs.

INTRODUCING THE NEW 3030 SERIES SPRINKLER

AT THE HEART OF THE 3030 SERIES IS THE NEW 3NV NOZZLE. BUILT WITH THE PRECISION ACCURACY OF THE 3TN, THIS INNOVATIVE DIAL-NOZZLE COMBINES MULTIPLE FUNCTIONS SO YOU CAN EFFECTIVELY MANAGE YOUR SYSTEM.

QUICK-CHANGE — PUSH & TURN, AUDIBLE “CLICK”
STAINLESS STEEL SPRING FOR ACCURATE AND SECURE POSITIONING

COVERS COMPLETE NOZZLE RANGE, USING THE SAME NUMBERING AND FLOW RATES AS THE 3TN NOZZLE SYSTEM

SAME COLOR-CODES AS 3TN BUT ODD-SIZE NOZZLES HAVE WEATHER-ENDURING SCALLOPED EDGE

A FAMILY OF PRODUCTS FOR A MULTITUDE OF NEEDS

4

ROTATOR®



Widest Throw
Highest Uniformity
Low Application Rates

ACCELERATOR



Great Sprayhead
Replacement Option

SPINNER

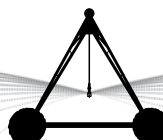



Great for
Sensitive Soils

WIDEST THROW ON
DROP TUBES

WIDE THROW DISTANCE OF ROTATING STREAMS
PROVIDES OPTIMAL (LOW) PRECIPITATION RATES

ROTATOR / 70' (21.3 M) DIAM. ORANGE PLATE /
#36 NOZZLE @ 20 PSI (1.4 BAR)





MANAGE YOUR SYSTEM WITHOUT EVER HAVING TO REMOVE A NOZZLE.

SUPERIOR FLUSHING OPTIONS: Sequence to work debris through. It's never advised to stick something in a nozzle – the 3NV flushes with a quick and simple turn of the nozzle. No tools necessary.

“ON” AND “OFF” CAN BE SELECTIVE: If you're over-watering, or if you need to conserve water for a time, simply select the sprinklers you want to turn off. Consider the cost savings of having a built-in ball valve on every sprinkler!

SPRAYHEAD



Multi-Trajectory Plates Have Improved Performance



ORBITOR

No Drift or Drool & Less Debris Hang-up

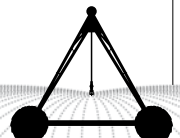
UNIVERSAL



The U3030 Body is for use with Part-Circle 3030 options and Hose Drag Adapter. See page 13-14.

SHORT THROW DISTANCE OF FIXED SPRAY PROVIDES HIGH PRECIPITATION RATES

SPRAY / 40' (12.8 M) DIAM. BLACK PLATE / #36 NOZZLE @ 10 PSI (0.7 BAR)



10 REASONS WHY ROTATOR® TECHNOLOGY REIGNS

1

**30 YEARS
FIELD-
PROVEN**

2

**BEST IN CLASS AT GETTING
WATER IN
THE GROUND**

3

**MOUNTS
UP TOP OR
ON DROPS**



9 PART-CIRCLE VERSION AVAILABLE

<p>4</p> <p>LOW PRESSURE OPTIONS AVAILABLE (ROTATOR WITH OLIVE PLATE OR ACCELERATOR)</p>	<p>7</p> <p>HIGHEST UNIFORMITY</p>
<p>5</p> <p>MODULAR DESIGN CENTERED AROUND 3TN & 3NV NOZZLES</p>	<p>8</p> <p>PRECISION ENGINEERED & MANUFACTURED FOR LONG WEAR LIFE</p>
<p>6</p> <p>WIDEST THROW DISTANCE AVAILABLE ON DROPS</p>	

10 GEOCROPICAL[®] SOLUTIONS

FOR DIFFERENT CROPS, SOILS, FARMING PRACTICES AND CLIMATIC CONDITIONS ALONG WITH REGIONAL DIFFERENCES IN THE AVAILABILITY OF WATER & ENERGY

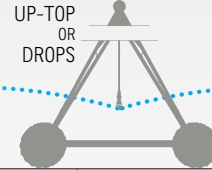
<p>LOW PRESSURE, HIGH-UNIFORMITY @ 10-15 PSI (0.7 - 1 BAR)</p>			<p>HIGHEST UNIFORMITY @ 15-30 PSI (1-2 BAR)</p>
<p>MAXIMUM THROW @ 15-30 PSI (1-2 BAR)</p>			<p>WIND-FIGHTING @ 20-50 PSI (1.4-3.4 BAR)</p>
<p>UP-TOP @ 15-30 PSI (1-2 BAR)</p>			<p>UP-TOP @ 6-15 PSI (0.4-1 BAR) (ACCELERATOR)</p>
<p>MAXIMUM DIAMETER @ 6-15 PSI (0.4-1 BAR) (ACCELERATOR)</p>			<p>WIND-FIGHTING STREAMS @ 6-15 PSI (0.4-1 BAR) (ACCELERATOR)</p>








R

R3030 ROTATOR®

SEE PAGE 9 FOR PART-CIRCLE R3000 & PART-CIRCLE R3030.

10-50 psi (0.7-3.4 bar)
50-74' (15.2-22.6 m)



Max. *50 Noz. Min. *14 Noz. @ 30 psi (2.0 bar) *16 for low press.	Max. *50 Noz. Min. *14 Noz. @ 15 psi (1.0 bar)	Max. *50 Noz. Min. *14 Noz. @ 30 psi (2.0 bar) *16 for low press.	Max. *50 Noz. Min. *14 Noz. @ 15 psi (1.0 bar)	Max. *50 Noz. Min. *14 Noz. @ 15 psi (1.0 bar)	Max. *50 Noz. Min. *14 Noz. @ 15 psi (1.0 bar)	Max. *50 Noz. Min. *12 Noz. @ 10 psi (0.7 bar)
BLUE UP-TOP U4-8°	WHITE UP-TOP	GREEN D4-8°	RED D6-12°	ORANGE MULTI-TRAJECTORY	BROWN MULTI-TRAJECTORY	OLIVE LOW PRESSURE
						
Plate #8817 Cap/Plate Assy* *11969-001	Plate #10749 Cap/Plate Assy* *11969-002	Plate #8844 Cap/Plate Assy* *11969-003	Plate #8839 Cap/Plate Assy* *11969-004	Plate #10598 Cap/Plate Assy* *11969-005	Plate #10681 Cap/Plate Assy* *11969-006	Plate #12360 Cap/Plate Assy* *11969-007
Cap/Plate/ 3030 Body Assy* *12471-001	Cap/Plate/ 3030 Body Assy* *12471-002	Cap/Plate/ 3030 Body Assy* *12471-003	Cap/Plate/ 3030 Body Assy* *12471-004	Cap/Plate/ 3030 Body Assy* *12471-005	Cap/Plate/ 3030 Body Assy* *12471-006	Cap/Plate/ 3030 Body Assy* *12471-007
20-50 psi (1.4-3.4 bar)	15-30 psi (1.0-2.0 bar)	20-50 psi (1.4-3.4 bar)	15-30 psi (1.0-2.0 bar)	15-30 psi (1.0-2.0 bar)	15-30 psi (1.0-2.0 bar)	10-15 psi (0.7-1.0 bar)

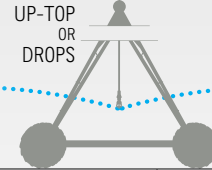
*Part numbers do not include the Adapter & Nozzle that are required for a complete Assembly.

B

A

A3030 ACCELERATOR

6-15 psi (0.4-1 bar)
30-55' (9.1-16.8 m)



OPTIONAL SPRINKLER
CONVERTER *11472



EASILY CONVERT
FROM ACCELERATOR TO
SPRAYHEAD TO BUBBLER

Max. *50 Noz. Min. *10 Noz. @ 10 psi (0.7 bar) *18 @ 6 psi	Max. *50 Noz. Min. *10 Noz. @ 15 psi (1.0 bar) *12 @10 psi *18 @ 6 psi	Max. *50 Noz. Min. *10 Noz. @ 15 psi (1.0 bar) *12 @10 psi *18 @ 6 psi	
MAROON	GOLD	NAVY UP-TOP	*10402 MAROON ACCELERATOR CAP
			
Plate #9906 Cap/Plate Assy* *11498-001	Cap/Plate Assy* *11498-002	Cap/Plate Assy* *11498-003	
Cap/Plate/ 3030 Body Assy* *12473-001	Cap/Plate/ 3030 Body Assy* *12473-002	Cap/Plate/ 3030 Body Assy* *12473-003	
6-15 psi (0.4-1.0 bar)	6-15 psi (0.4-1.0 bar)	6-15 psi (0.4-1.0 bar)	

*Part numbers do not include the Adapter & Nozzle that are required for a complete Assembly.

Rotator® & Accelerator sprinklers come in the 3000 Series (with 3TN nozzle) or new 3030 Series (with 3NV nozzle).

Common Rotator® Parts

R3000

R3030

DESCRIPTION	3/4" MNPT x Square Thread Adapter	Rotator Plates (pg. 8)	Rotator Cap/Motor	Rotator Cap/Plate Assy	3TN Nozzle (see pg. 18)	R3000/S3000 Body	R3000 Components Total** (including nozzle & adapter)	R3000 Cap/Plate Body Assy	3NV Nozzle (see pg. 18)	R3030/S3030 Body	R3030 Components Total** (including nozzle & adapter)	R3030 Cap/Plate Body Assy
PART NO.	9410	(pg. 8)	9539	11969-xxx	9461-xxx	9412	11970-xxx	11970-xxx	12035-xxx	12034	12034	12471-xxx
BOX	13x13x16"	12x12x8"	12x12x8"	12x12x8"	12x12x10"	13x13x16"		13x13x16"	12x12x10"	13x13x16"		
QTY/BOX	900	600	300	200	700	300		200	500	150		
LBS/BOX	39	11	16	14	11	16		24	14	19		

**COMPONENTS TOTAL INCLUDES ADAPTER, PLATE, CAP/MOTOR, NOZZLE (3TN OR 3NV) AND BODY (R3000 OR R3030).



R3000 ROTATOR®

Cap/Plate/3000 Series Body Assy (less adapter & nozzle)
***11970-xxx** (Use -xxx from table on page 8 for plate specifications)

*9539 Blue Rotator Cap

DESCRIPTION	PC-R3000 (less nozzle & adapter)
10843-xxx	-001 black, -002 white, -003 tan
QTY/BOX	150
LBS/BOX	23



DESCRIPTION	PC-R3030 (less nozzle & adapter)
12651-xxx	-001 black, -002 white, -003 tan
QTY/BOX	100
LBS/BOX	26



Common Accelerator Parts

A3000

A3030

DESCRIPTION	3/4" MNPT x Square Thread Adapter	Plates (pg. 8)	Accelerator Cap/Motor	Accelerator Cap/Plate Assy	3TN Nozzle (see pg. 18)	A3000/D3000 Body	A3000 Components Total** (including nozzle & adapter)	A3000 Cap/Plate Body Assy	3NV Nozzle (see pg. 18)	A3030/D3030 Body	A3030 Components Total** (including nozzle & adapter)	A3030 Cap/Plate Body Assy
PART NO.	9410	(pg. 8)	10402	11498-xxx	9461-xxx	9428	11973-xxx	11973-xxx	12035-xxx	12346	12346	12473-xxx
BOX	13x13x16"	12x12x8"	12x12x8"	12x12x8"	12x12x10"	14x14x12"		13x13x16"	12x12x10"	14x14x17"		
QTY/BOX	900	1000	300	200	700	400		200	500	200		
LBS/BOX	39	12	14	14	11	15		24	14	24		

**COMPONENTS TOTAL INCLUDES ADAPTER, PLATE, CAP/MOTOR, NOZZLE (3TN OR 3NV) AND BODY (A3000 OR A3030).



A3000 ACCELERATOR

Cap/Plate/3000 Series Body Assy (less adapter & nozzle)
***11973-xxx** (Use -xxx from table on page 8 for plate specifications)

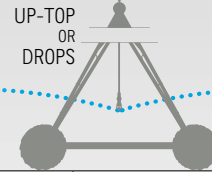
*10402 Maroon Accelerator Cap

DESCRIPTION	Sprinkler Converter	See Page 14-15
PART NO.	11472	

S

S3030 SPINNER

10-20 psi (0.7-1.4 bar)
42-54' (12.8-16.5 m)



Part Circle
S3030 Spinner
#12650

*14-40 NOZ.

10-20 psi
(0.7-1.4 bar)

NEW! UP-TOP SPINNER:
HIGH UNIFORMITY,
GREAT OVERLAP,
LOW APPLICATION
RATES



Max. *50 Noz. Min. *14 Noz. @ 15 psi (1.0 bar) *18 for low press.	Max. *50 Noz. Min. *14 Noz. @ 15 psi (1.0 bar) *16 for low press.	Max. *50 Noz. Min. *14 Noz. @ 30 psi (2.0 bar) *16 for low press.	Max. *15 Noz. Min. *10 Noz. @ 10 psi (0.7 bar)	Max. *50 Noz. Min. *14 Noz. @ 15 psi (1.0 bar)
RED D6-12"	PURPLE D6-20"	YELLOW D8-21"	BEIGE** SMALL NOZZLE	LIME UP-TOP
Plate #8839 Cap/Plate Assy* #11971-001	Plate #9583 Cap/Plate Assy* #11971-002	Plate #10361 Cap/Plate Assy* #11971-003	Plate #11013 Operates with a *10-15 nozzle. Ultra-low flow.	Plate #12534 Cap/Plate Assy* #11971-005
Cap/Plate/ 3030 Body Assy* #12472-001	Cap/Plate/ 3030 Body Assy* #12472-002	Cap/Plate/ 3030 Body Assy* #12472-003		Cap/Plate/ 3030 Body Assembly* #12472-005
10-20 psi (0.7-1.4 bar)	10-20 psi (0.7-1.4 bar)	10-20 psi (0.7-1.4 bar)	10-15 psi (0.7-1.0 bar)	6-15 psi (0.4-1.0 bar)

*Part numbers do not include the Adapter & Nozzle that are required for a complete Assembly.

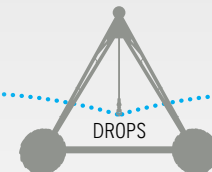
**The beige plate should be used on flexible drops, or those with at least 1ft. (0.3 m) of hose. The smaller nozzles will be more susceptible to plugging.

10

O

O3030 ORBITOR

6-20 psi (0.4-1.4 bar)
36-60' (11.0-18.3 m)



IMPORTANT MOUNTING INFORMATION:

1. The Orbitor requires a minimum of 2' (0.6 m) of reinforced flexible hose in the mounting assembly.
2. When using the Orbitor with the weighted cover, do not use any other conventional weight styles instead of, or in addition to, the Orbitor weight.
3. When using the Orbitor with the plastic cover, an inline weight is required. Use Nelson Slim Weights (page 17) or 3/4" NPT threaded weights. Slip weights require the Nelson Clamp Saver (page 17).
4. Always be sure that the Orbitor Weight, Slim Weight, or threaded weight is securely tightened.
5. Always be sure that all components in the mounting assembly and the Orbitor are securely tightened. Use new* Nelson pressure regulators and fittings.
6. If 3/8" ball valves are used, use metal nipples or Nelson P/N-12291 plastic nipples.



ORBITOR WITH
WEIGHTED COVER



ORBITOR WITH
PLASTIC COVER

*11-*50 Noz. Nozzle Range	*11-*50 Noz. Nozzle Range	*11-*50 Noz. Nozzle Range
BLACK STANDARD ANGLE	BLUE LOW ANGLE	PURPLE SMALL DROPLET
03000 Assy w/ Weight *11488-101 03000 Assy w/ Plastic Cover *11488-301	03000 Assy w/ Weight *11488-102 03000 Assy w/ Plastic Cover *11488-302	03000 Assy w/ Weight *11488-103 03000 Assy w/ Plastic Cover *11488-303
03030 Assy w/ Weight *12317-101 03030 Assy w/ Plastic Cover *12317-301	03030 Assy w/ Weight *12317-102 03030 Assy w/ Plastic Cover *12317-302	03000 Assy w/ Weight *12317-103 03030 Assy w/ Plastic Cover *12317-303
6-20 psi (0.4-1.4 bar)	6-20 psi (0.4-1.4 bar)	6-20 psi (0.4-1.4 bar)

*New, patented single-strut seat manufactured after 2007.

Spinner & Orbitor sprinklers come in the 3000 Series (with 3TN nozzle) or new 3030 Series (with 3NV nozzle).

Common Spinner Parts

S3000

S3030

DESCRIPTION	3/4" MNPT x Square Thread Adapter	Spinner Plates	Spinner Cap/Motor	Spinner Cap/Plate Assy	3TN Nozzle (see pg. 18)	R3000/S3000 Body	S3000 Components Total**	S3000 Cap/Plate Body Assy	3NV Nozzle (see pg. 18)	R3030/S3030 Body	S3030 Components Total**	S3030 Cap/Plate Body Assy
PART NO.	9410	pg. 10	9540	11971-xxx	9461-xxx	9412	(including nozzle & adapter)	11972-xxx	12035-xxx	12034	(including nozzle & adapter)	12472-xxx
BOX	13x13x16"	12x12x8"	12x12x8"	12x12x8"	12x12x10"	13x13x16"		13x13x16"	12x12x10"	13x13x16"		
QTY/BOX	900	600	300	200	700	300		200	500	150		
LBS/BOX	39	11	16	12	11	16		22	14			

**COMPONENTS TOTAL INCLUDES ADAPTER, PLATE, CAP/MOTOR, NOZZLE (3TN OR 3NV) AND BODY (S3000 OR S3030).



S3000 SPINNER

Cap/Plate/**3000** Series Body Assy (less adapter & nozzle) ***11972-xxx** (Use -xxx from table on page 10 for plate specifications)

*9540 Gray Spinner Cap

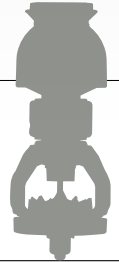
PC-S3000 (less nozzle & adapter)

DESCRIPTION	PC-S3000 (less nozzle & adapter)
PART NO.	9926-001
QTY/BOX	150
LBS/BOX	24



PC-S3030 (less nozzle & adapter)

DESCRIPTION	PC-S3030 (less nozzle & adapter)
PART NO.	12650
QTY/BOX	100



03000 w/ Weight

03000 Plastic

03030 w/ Weight

03030 Plastic

DESCRIPTION	3/4" MNPT x Square Thread Adapter	03000 Body & Weight	03000 Components Total*	3TN Nozzle (see pg. 18)	03000 Body w/ Plastic Cover	03000 Components Total**	03030 Body & Weight	03030 Components Total*	3NV Nozzle (see pg. 18)	03030 Body w/ Plastic Cover	03030 Components Total**
PART NO.	9410	11488-1xx	(WEIGHTED VERSION including nozzle & adapter)	9461-xxx	11488-3xx	(PLASTIC COVER VERSION including nozzle & adapter)	12317-1xx	(WEIGHTED VERSION including nozzle & adapter)	12035-xxx	12317-3xx	(PLASTIC COVER VERSION including nozzle & adapter)
BOX	13x13x16"	14x14x12"		12x12x10"	14x14x9"		14x14x12"		12x12x10"	14x14x12"	
QTY/BOX	900	24		700	24		24		500	24	
LBS/BOX	39	30		11	11		33			11	

**COMPONENTS TOTAL INCLUDES ADAPTER, BODY (WEIGHTED OR PLASTIC), AND NOZZLE (3TN OR 3NV).

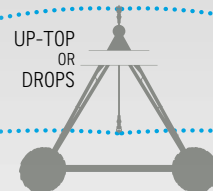


03000 ORBITOR

D

D3030 SPRAYHEAD

6-40 psi (0.4-2.8 bar)
16-40' (4.9-12.2 m)



3030 SERIES PART-CIRCLE
SPRAY & HOSE DRAG ADAPTER
BOTH REQUIRE UNIVERSAL BODY
- 3000 SERIES DOES NOT



BUBBLER
ATTACHMENT
(LEPA) #10577
FOR D3000 ONLY



FLIP-OVER
HOSE DRAG
CAP ASSEMBLY
#12676



TURQUOISE #9591 	GREEN #9543 	BLUE #9493 	GRAY #9542
RED #9437 	YELLOW #9631 	BLACK #9541 	ORANGE #10683
WHITE #10971 	PURPLE #9550 	BROWN #10721 	TAN BUBBLE-WIDE #12780

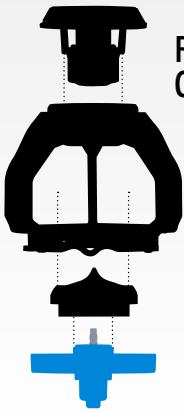
See sprayhead literature for plate characteristics, throw diameter and pressure/
nozzle ranges. The Sprayhead can be used up-top or on drops.



12

T

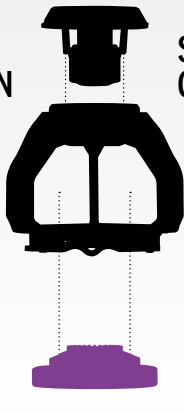
T3000 TRASHBUSTER



ROTATOR®
CONFIGURATION

BLUE #8817
GREEN #8844

See page 8 for
cap assy *.



SPRAYHEAD
CONFIGURATION

GREEN #9543 -001	YELLOW #9631 -002	BLACK #9541 -003
BLUE #9493 -004	PURPLE #9550 -005	ORANGE #10683 -006



3000FC Nozzle
#10106-xxx Requires
a rigid drop and 25 PSI
(1.7 bar) minimum.



The Sprayhead comes in the 3000 Series (with 3TN nozzle) or new 3030 Series (with 3NV nozzle). The Trashbuster is not offered in the 3030 Series configuration.

				D3000			D3030					
DESCRIPTION	3/4" MNPT x Square Thread Adapter	Plates (excluding Tan)	Tan Bubble-Wide Plate	Spray Cap	3TN Nozzle (see pg. 18)	A3000/D3000 Body	D3000 Components Total*	3NV Nozzle (see pg. 18)	A3030/D3030 Body	D3030 Components Total*	Sprinkler Converter	Hose Drag Adapter
PART NO.	9410	pg. 12	pg. 12	9429	9461-xxx	9428	With one spray plate	12035-xxx	12346	(including nozzle & adapter)	11472	9427
BOX	13x13x16"	12x12x8"		13x13x16"	12x12x10"	13x13x12"		12x12x10"	14x14x16"		See Page 8-9	13x13x16"
QTY/BOX	900	600		1000	700	400		500	200			800
LBS/BOX	39	11		20	11	15		14	24			24

For HD3000 order 3000 Adapter, 3TN Nozzle & Hose Drag Adapter.
For HD3030 order 3000 Adapter, 3NV Nozzle, 3030 Series Universal Adapter and Hose Drag Adapter.

*COMPONENTS TOTAL INCLUDES ADAPTER, PLATE, CAP, NOZZLE (3TN OR 3NV) AND BODY (D3000 OR D3030).



D3000 SPRAYHEAD
WITH TAN BUBBLE-WIDE PLATE
(SEE PAGE 14 FOR 3030 CONFIGURATION)

Flip-over D3000 Cap #9429
Spray Plate with Cap Assy #10041-xxxx

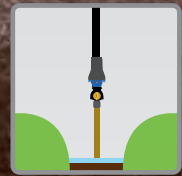
Bubbler Attachment (3000 Series)		PC-Spray-head (less nozzle & adapter)	3030 Series Universal Adapter
DESCRIPTION			
PART NO.	10577	9894-001	12381
QTY/BOX	700	400	200
LBS/BOX	10	27	23

				T3000 w/ 3TN		T3000 w/ 3000FC	
DESCRIPTION	3/4" MNPT x Square Thread Adapter	T3000 Body	T3000 Cap/Spray Plate	3TN Nozzle (see pg. 18)	T3000 Components Total*	3000FC	T3000 Components Total*
PART NO.	9410	10419	10324-xxx	9461-xxx	(Spray & 3TN)	10106-xxx	(Spray & 3000FC)
BOX	13x13x16"	13x13x16"	12x12x8"	12x12x10"		12x12x8"	
QTY/BOX	900	300	300	700		700	
LBS/BOX	39	11	14	11		22	

For Trashbuster with R3000 Rotator Cap/Motor/Plate, specify from Rotator Section on page 8.

*COMPONENTS TOTAL INCLUDES ADAPTER, PLATE, CAP, NOZZLE AND BODY.

IF YOU'RE LOOKING FOR "LE" SOLUTIONS — LOOK FOR THE NELSON ADVANTAGE.



LEPA

LOW ENERGY/ELEVATION
PRECISION APPLICATION

U3030

+ HOSE DRAG

Germinate
Irrigate
Chemigate
Bubble
Drag

U3030 + HD3000 HOSE DRAG
ADAPTER FOR APPLICATION OF
HOSE DRAG OR DRAG SOCK

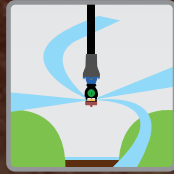
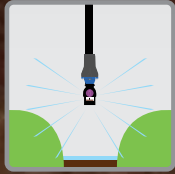



STRAIGHT-DOWN
BUBBLE MODE
(NO SPECIAL PLATE
OR CLIP REQUIRED)

BUBBLE MODE WITH
SPRINKLER CONVERTER
(ACCELERATOR MODE)

14

HOSE DRAG, BUBBLER AND SPRAY TECHNOLOGY QUALIFY AS LEPA AND LESA SO LONG AS THE OUTLET SPACINGS ARE TIGHT AND THE DEVICES DELIVER WATER VERY NEAR TO OR ON THE SOIL SURFACE, WITH LITTLE ENERGY IN ORDER TO HAVE VERY LOW EVAPORATION IN THE AIR. Nelson's U3030 can be used for both part-circle applications and hose drag applications. The Sprinkler Converter is a great device to get a 3-in-1 sprinkler. Choose between functions: bubble, spray or irrigate with rotating streams depending on water constraints. While offering the advantages of low pressure operation and minimal water loss due to canopy evaporation and wind drift, LEPA is limited in its areas of application. Limitations include tight soils, sloping fields, and inner spans. Due to the very low pressure used, it is necessary to manage the system pressure and monitor it closely. Pressure regulators are generally a necessity for good uniformity of LEPA nozzle discharge. There are other low energy/elevation options beyond LEPA and LESA. Consider rotating sprinklers in the 6-10 psi (0.4-0.7 bar) range. The Rotator® and Accelerator create a wide wetted pattern for the best soil infiltration and optimal droplet energy.



LESA / SPRAY



15

LEPA / NEW! TAN BUBBLE-WIDE

The Tan Bubble-Wide plate is now available for Low Energy Precision Applications in the 6-10 psi range (0.4-0.7 bar) using nozzle sizes #9-#30. This configuration creates a wider dome of water than standard straight down bubblers providing full coverage irrigation. This pattern treats the soil better and can increase efficiencies by reducing wind drift and evaporation versus standard Spray plates. Space from 30" to 60".

LESA

LOW ENERGY/ELEVATION
SPRAY APPLICATION

D3030
SPRAYHEAD

Spray
or
Orbiting
Sprinklers



SPRAY
MODE WITH
SPRINKLER
CONVERTER

LENA

LOW ENERGY/ELEVATION
NELSON ADVANTAGE

A3030
ACCELERATOR

MOVING
SPRINKLERS:
Rotator®
Accelerator
Spinner



ACCELERATOR
MODE WITH
SPRINKLER
CONVERTER

SMART OPTIONS FOR COMMON CHALLENGES



16

SOLVE WHEEL TRACK PROBLEMS

EXCESSIVE WATER IN THE WHEEL TRACKS CAN CAUSE SLIPPAGE OF THE TIRES, CAUSING THE SYSTEM TO SLOW DOWN IN WET AREAS AND STEEP SLOPES — INCREASING THE APPLICATION DEPTH IN RELATION TO OTHER PARTS OF THE FIELDS. DEEP WHEEL TRACK RUTS ARE ALSO DETRIMENTAL TO THE EQUIPMENT AND HARVESTING EFFICIENCY.



PART-CIRCLE ROTATOR®

PERFORMANCE

- 180° Arc (varies slightly with flow rate)
- Wide Throw
- High Uniformity
- Wind Fighting Pattern

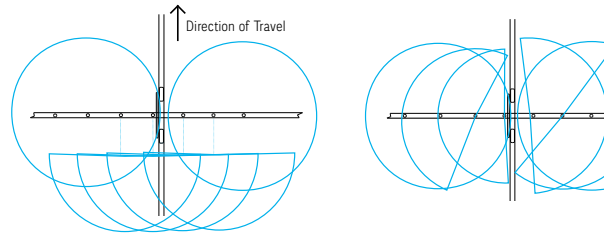
OPERATING SPECS

- 15-25 psi (1-1.4 bar) for #14-39 Nozzles
- 15-30 psi (1-2 bar) for #40-50 Nozzles
- 11' Spacing Limit
- Mount on a rigid drop assembly or IACO Hose Boom Assembly. Go to www.boombacks.com.

Part-Circle Spinner & Sprayhead also available for different pressure needs and stream characteristics.

PART-CIRCLE SPRINKLERS CAN BE INSTALLED IN A VARIETY OF CONFIGURATIONS

BOOMBACKS
Installations on boombacks minimize the compromise in uniformity that occurs when part-circle devices are utilized.



#40-#50 Noz.



#24-#39 Noz.



#14-#23 Noz.

WEIGHTS FOR DROP HOSE

The 1 lb. modular weight (#10130) fits onto the pressure regulator, but if pressure regulators are not used, the weight fits directly on the body of the sprinkler (3000 Series only and not to be used with the Orbitor). The 1 lb. Modular Pivot Weight is designed for sprinklers operating at 20 PSI (1.4 BAR) and below.



The new in-line "slim" weight is for use with 3000 Series & 3030 Series Sprinklers. This low profile zinc weight fits directly into flexible drop hose secured with a clamp, above a Nelson regulator and/or sprinkler. This includes the plastic cover versions of the O3000 and O3030 at 6, 10 or 15 psi (0.4, 0.7 or 1 bar) where the regulator must be installed directly onto the slim weight. No additional weight is allowed with the Orbitor.



NOZZLE CLIPS

Nelson Pivot Sprinklers can be equipped with two or three nozzles using the 3TN Dual Nozzle Clip or 3TN Triple Nozzle Clip. The 3030 Series has a dual nozzle clip. These devices allow you to precisely match crop water requirements through the season. During germination, lower system flow rates lessen the intensity of water droplets to maintain proper soil structure and reduce runoff. Adjust the system flow as crop water requirements or well outputs change.

- Change system flow quickly and accurately.
- No more fumbling with or dropping nozzles.
- Meet differing in-season demands:
 - Germinate at LO, Irrigate at HI
 - Irrigate at HI, Chemigate at LO

Note: Do not operate in down-in-the-crop applications, or with the Chemigation Spray Plate.



3NV DNC PLIERS

Use this tool to remove and change 3NV Nozzles from the 3NV Dual Nozzle clips. Simply insert tool teeth into nozzle notches and it releases



FNPT X (HB) #10057 MNPT X (HB) #10148 ST ADAPTER X (HB) #9901

FITTINGS

User-friendly HOSE BARB FITTINGS. Easy installation into 3/4" flexible hose. Eliminates additional fittings. The convenience of the 15/16" Hex Adapter is unique to Nelson fittings. Secure fittings using 15/16" deep well socket or open end wrench.

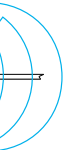
CLAMP SAVER

USE CLAMP SAVER WHEN INSTALLING ORBITORS ON A PIVOT WITH EXISTING POLY SLIP WEIGHTS. This simple device placed over clamps on drop hose beneath poly slip weights protects the clamp from the "action" or natural vibration on Orbitor systems. This is a great solution when an irrigator is retrofitting a pivot that already has slip weights with the Orbitor sprinkler. Only the plastic cover version (6-10 psi / 0.4-0.7 bar) O3000 or O3030 can be used with poly slip weights.



STRAIGHT DROPS

Installations on straight drops require careful adjustment of the orientation.

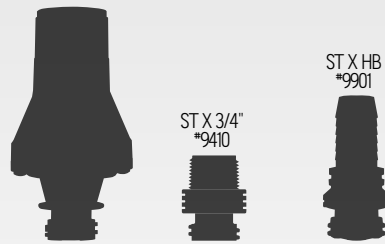


ACCESSORIES




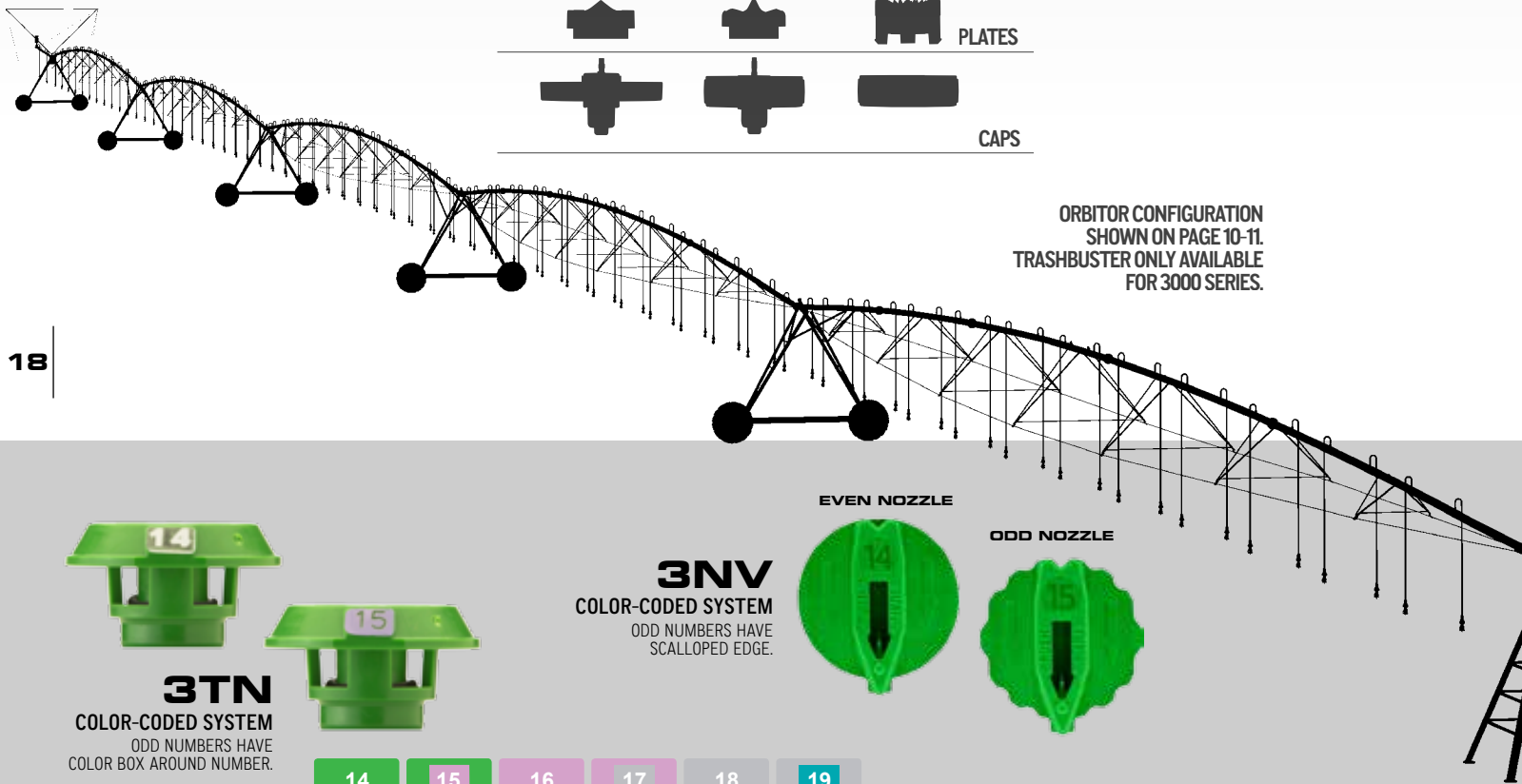
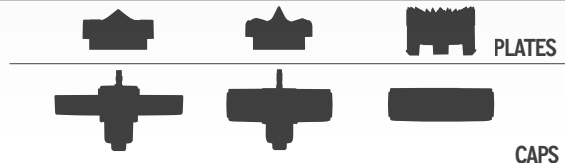
1 lb. Modular Weight	In-line Slim Weight	FNPT x (HB)	MNPT x (HB)	ST Adapter x (HB)	3NV Dual Nozzle Clip Assy	3TN Dual Nozzle Clip	3TN Tri Nozzle Clip	Clamp Saver	3NV Dual Nozzle Pliers
10130	11395-001 (0.85 lb)	10057	10148	9901	12032	9742	11089	12107	12560
12x12x4"		13x13x16"	13x13x16"	13x13x16"		13x13x16"			
48	11395	625	725	800		1000			
50	(1 lb)	32	36	38		15			

NOZZLE SYSTEMS / 3TN & NEW 3NV FOR 3030 SERIES



SQUARE THREAD
REGULATORS & ADAPTERS

<p>#9461-XXX 3TN NOZZLE FOR 3000 SERIES</p> 	<p>#12035-XXX 3NV NOZZLE FOR 3030 SERIES</p> 
--	---



ORBITOR CONFIGURATION
SHOWN ON PAGE 10-11.
TRASHBUSTER ONLY AVAILABLE
FOR 3000 SERIES.

18



3TN
COLOR-CODED SYSTEM
ODD NUMBERS HAVE
COLOR BOX AROUND
NUMBER.



3NV
COLOR-CODED SYSTEM
ODD NUMBERS HAVE
SCALLOPED EDGE.



EVEN NOZZLE
ODD NOZZLE

The nozzle sizing system is based on 128th inch increments, e.g. 3TN/3NV Nozzle #26 has an orifice diameter of 26/128th inches while 3TN/3NV Nozzle #27 has an orifice diameter of 27/128th inches. For 3TN Nozzles, the odd-numbered nozzles have a color box around the number marking. This color box denotes the color of the next larger nozzle size. The odd-numbered 3NV Nozzles have a scalloped edge rather than secondary coloring.

HOW MUCH ELEVATION CHANGE IS ACCEPTABLE?

The Nelson Universal Flo Pressure Regulator has a flow up to 12 GPM (2.7 M³/H) at 15 PSI (1.0 BAR) and above.

LESS THAN 10% FLOW VARIATION IS A GOOD RULE OF THUMB.

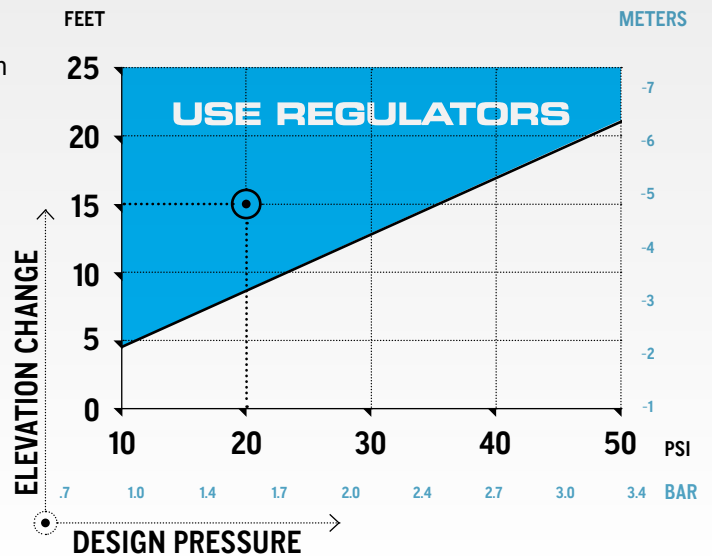
This graph is based on the elevation limit which will cause a flow variation of ten percent or more. If the elevation change from the lowest point is above the line, then a flow variation of more than 10 percent will occur. Notice the lower design pressure allows less elevation change before pressure regulators are recommended.

NOTE: Even if elevation changes do not require pressure regulators, you should consider them for their other advantages.

TECHNICAL TIPS FOR REGULATING SYSTEMS

IMPORTANT: Allow approximately 5 PSI (.35 BAR) extra pressure in order for the regulator to function properly. For example, the minimum design inlet pressure for a 20 PSI (1.4 BAR) pressure regulator is 25 PSI (1.7 BAR).

IMPORTANT: If your system is designed with Nelson sprinklers, use Nelson Pressure Regulators. Individual manufacturers' pressure regulator performance varies. Interchanging could result in inaccurate nozzle selection.



PIVOT PRESSURE REGULATORS

	6 PSI (0.4 bar)		10 PSI (0.7 bar)		15 PSI (1.0 bar)		20 PSI (1.4 bar)		25 PSI (1.7 bar)		30 PSI (2.1 bar)		40 PSI (2.8 bar)		50 PSI (3.4 bar)	
	UNI-FLO	HI-FLO	UNI-FLO	HI-FLO	UNI-FLO	HI-FLO	UNI-FLO	HI-FLO	UNI-FLO	HI-FLO	UNI-FLO	HI-FLO	UNI-FLO	HI-FLO	UNI-FLO	HI-FLO
3/4" FNPT X SQUARE THREAD	9572-001	9611-001	9572-002	9611-002	9572-003	9611-003	9572-004	9611-005	9572-005	9611-006	9572-006	9611-007	9572-007	9611-008	9572-008	9611-009
3/4" FNPT X 3/4" FNPT	9491-001	9071-001	9491-002	9071-002	9491-003	9071-003	9491-004	9071-005	9491-005	9071-006	9491-006	9071-007	9491-007	9071-008	9491-008	9071-009



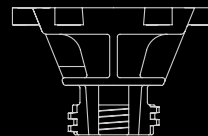
PATENTED PLUG RESISTANT DESIGN

SUPERIOR PLUG-RESISTANCE WITH A SINGLE-STRUT SEAT DESIGN IN BOTH THE HI-FLO AND UNIVERSAL FLO MODELS.

EXTENDED PERFORMANCE & PRECISION ACCURACY

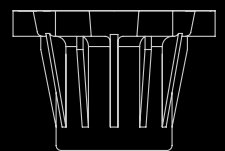
PRECISION COMPONENTS COUPLED WITH AN INTERNALLY LUBRICATED O-RING MINIMIZE FRICTIONAL DRAG AND HYSTERESIS.

SQUARE THREAD CONNECTION



Integral adapter connects directly into all Nelson 3000 & 3030 Series Sprinklers.

3/4" FNPT X FNPT CONNECTION



Use 9410 3/4" MNPT adapter

DESCRIPTION	Square Thread Uni-Flo	Square Thread Hi-Flo	3/4" FNPT Uni-Flo	3/4" FNPT Hi-Flo
BOX	12x12x13"	12x12x11"	12x12x13"	12x12x11"
QTY/BOX	100	50	100	50
LBS/BOX	26	25	30	25

GO BEYOND.

END OF PIVOT SPRINKLERS FOR SHORT & LONG RADIUS OF THROW



R55

40-55'

(12-17 m) @
15-40 PSI
(1.0-2.8 bar)

18 gpm-84 gpm
(4.1 m³/h-19.1 m³/h)



R75

50-70'

(15-21 m) @
25-60 PSI
(1.7-4.2 bar)

24 gpm-70 gpm
(5.4 m³/h-15.4 m³/h)



SR75

70-90'

(21-28 m) @
25-80 PSI
(1.7-5.5 bar)

30 gpm-160 gpm
(6.8 m³/h-36.3 m³/h)



SR100

90-120'

(28-37 m) @
40-80 PSI
(2.8-5.5 bar)

50 gpm-300 gpm
(11.4 m³/h-68.2 m³/h)

TYPICAL ADDED ACREAGE ON A 1/4 MILE PIVOT

Up to 10 acres
(4.0 ha)
irrigating full circle

Up to 6 acres
(2.4 ha)
corners only

Up to 13 acres
(5.3 ha)
irrigating full circle

Up to 7 acres
(2.8 ha)
corners only

Up to 17 acres
(6.9 ha)
irrigating full circle

Up to 9 acres
(3.6 ha)
corners only

Up to 23 acres
(9.3 ha)
irrigating full circle

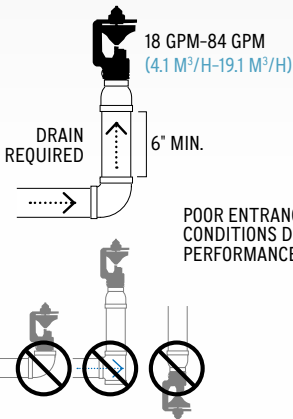
Up to 11 acres
(4.5 ha)
corners only

ADDITIONAL ACREAGE AT LOW PRESSURE

R55

UPRIGHT MOUNTING

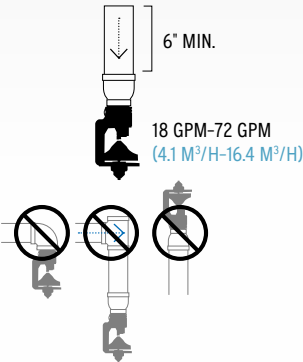
OPERATING PRESSURE MUST BE
15-40 PSI (1-2.8 BAR)



R55i

INVERTED MOUNTING

OPERATING PRESSURE MUST BE
15-40 PSI (1-2.8 BAR)



The R55 End of Pivot Sprinkler is changing the way farmers irrigate with center pivots. It can be used to pick up added acreage both throughout the full revolution of the pivot or just in the corners, depending on site specifics and irrigator preferences. It can be used in conjunction with a higher volume Big Gun® Sprinkler – or on its own. The R55 (with blue plate) is to be mounted in an upright position at the end of the overhang. The New R55i, with a specially engineered gray plate, has been made for inverted applications. This configuration is found to be easier to plumb – and some say it's effective in helping manage debris that collects at the end of the system.


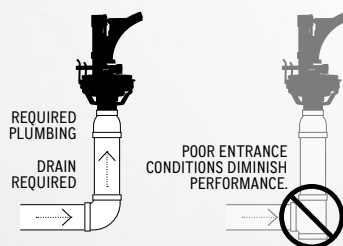


DESCRIPTION	R55 Body	R55i Body	Nozzle Assy	Complete R55	Complete R55i
PART NO.	12009	12314	11790-xxx	11793-xxx	12315-xxx
	For Upright Applications (Blue Plate)	For Inverted Applications (Gray Plate)	*52 Purple -005, *60 Red -001, *70 Yellow -002, *80 Green -003, *90 Blue -004	Body & Nozzle Assembled	Body & Nozzle Assembled - Blue Nozzle not to be used with R55i
BOX	12x12x10"	12x12x10"	12x12x4"	12x12x10"	12x12x10"
QTY/BOX	9	9	9	9	9
LBS/BOX	13	13	2	15	15

Please note that radius is typically less for the inverted, gray plate than for the blue plate. The R55/R55i can always remain on, turn on via a solenoid on an 800 series valve or work under the logic of a linked control system with a SR100/800P Valve or SRNV100 (Nozzle Valve).

R75

Introducing the new R75 END OF PIVOT SPRINKLER. This versatile, high-uniformity sprinkler is based on field-proven Rotator® Technology. The R75 and R75LP (low pressure option) help fill in the corners and gain added ground ... up to 70 feet (21 m). See page 52 for the R75M Debris Sweeper for mining and dairy applications.



DESCRIPTION	R75 Body	7TN Nozzle
PART NO.	11936-xxx	12178-xxx
	*-001 for 40-60 psi, 2.75-4 bar and *-002 for LP Version 25-40 psi, 1.75-2.75 bar	*52 Beige -052, *56 Red -056, *60 Yellow -060, *64 Green -064 *68 Blue -068, *72 White -072
BOX	15x9x6"	
LBS/BOX	6	1/2

BIG GUN

SR75
30 GPM-160 GPM
(6.8 M³/H-36.3 M³/H)

SR100
50 GPM-300 GPM
(11.4 M³/H-68.2 M³/H)



22

800P 2" PIVOT GUN CONTROL VALVE =

800P CONTROL VALVE + SR75 OR SR100

No solenoid is needed for this gun-control system (when a booster pump is used). Specify ANSI Flange Connection on Big Gun and B11 or B12 Connection Style on Valve.

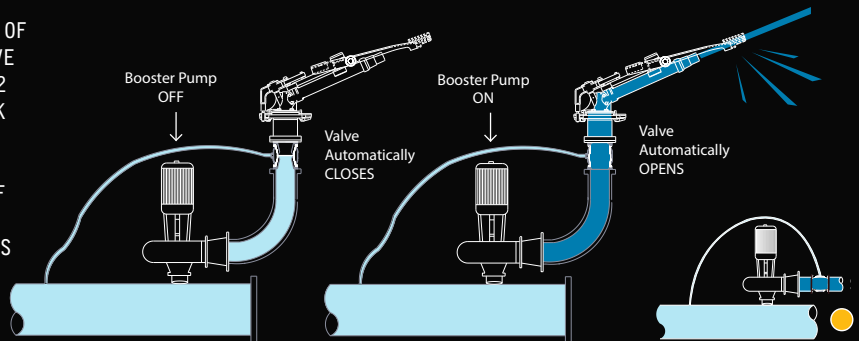
EXAMPLE: A2 B11 C3 and 100 Series Big Gun. (See Page 58 for full valve details.)



LOWER FLANGE NOT INCLUDED

THE 2" VALVE IS NORMALLY CLOSED. WHEN THE BOOSTER PUMP IS TURNED ON, THE ADDED PRESSURE* CAUSES THE VALVE TO OPEN OPERATING THE GUN. NO OTHER ACCESSORY IS NEEDED.

THE SMALL AMOUNT OF WATER IN THE SLEEVE CHAMBER (ABOUT 1/2 CUP) IS FORCED BACK INTO THE SYSTEM. WHEN THE BOOSTER PUMP IS TURNED OFF THEN THE SYSTEM PRESSURE RE-CLOSES THE VALVE.



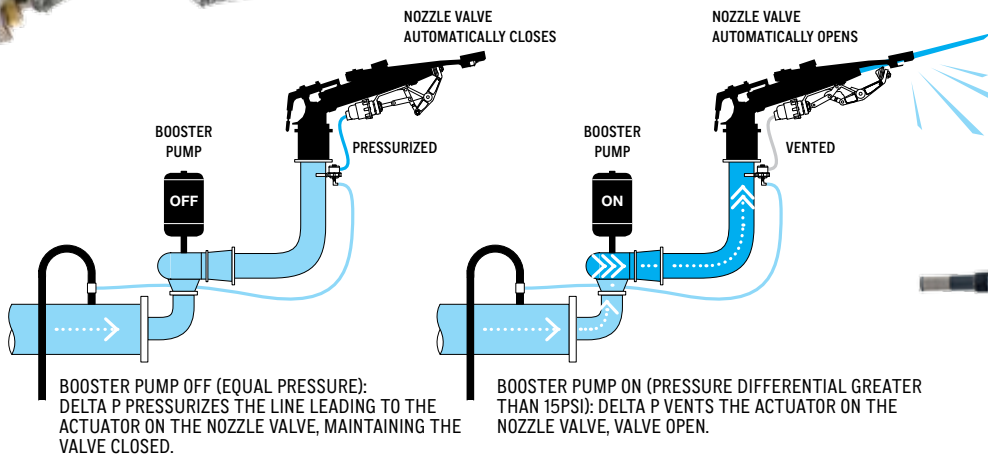
*BOOSTER PUMP ADDED PRESSURE MUST BE 18 PSI (1.2 BAR) OR MORE.

OPTIONAL 800P MOUNTING CONFIGURATION

ORIGINAL BIG GUN®

SRNV100 BIG GUN® NOZZLE VALVE

The SRNV100 is the standard SR100 Big Gun® configured with a simple mechanical valve which can be either hydraulically or electrically controlled and linked to the pivot control system. The nozzle valve improves end gun performance and efficiency by eliminating pressure loss, turbulence, and debris hang-up typical of other end gun control valves.



PURGE VALVE

Install at the end of center pivot for automatic flushing at start-up and shut-down – or, configure with an electric solenoid interfaced with the center pivot for automatic flushing while system is operating. During system start up the nozzle valve is open until the end pressure reaches approximately 8 psi. If at any time the end pressure drops below 8 psi the valve will open.



DELTA P KIT

The Delta P can be paired with the SRNV100 to further improve reliability by eliminating the need for a costly solenoid. The Delta P automatically opens and closes the nozzle valve by sensing pressure upstream and downstream of the booster pump.



23

DESCR.	Part Circle – Slow Reverse (18")	Individual Taper Ring Nozzle (Specify Size)	Part Circle – Slow Reverse (18")	SR100 Nozzle Valve w/ Solenoid (110V or 24V) (18")	SR100 Nozzle Valve without Solenoid	SR100 Nozzle Valve w/ Delta P (less nozzle) 8211-316	Taper Bore Nozzle (Specify Size)	Purge Valve – 1.5" MNPT or 1.5" MBSP	Delta P Kit	2" FNPT Flange
PART NO.	SR75	TR75	SR100	SRNV100E	SRNV100H	SRNV100DP	100T	10474	12289	10356
BOX	32x9x15"		32x9x15"	32x9x15"	32x9x15"			10474-001		
LBS/BOX	22	1/2	25	36	35		1/2			2





*Nozzle sold separately. Contact Factory for special "vaneless" waste-water options. For additional nozzle & accessories see pages 48-49.

SCAN THIS QR CODE TO GO DIRECTLY TO THE ROTATOR SELECTOR TOOL AT NELSONIRRIGATION.COM.



ROTATOR[®] FAMILY OF SPRINKLERS

CHOOSE A MODEL BASED ON TRAJECTORY, FLOW AND/OR THROW.

	R5	R10	R10T	R2000	R2000WF/LP	R33/R33LP
24						
FLOW	9 to 29 GPH 34 to 110 LPH	0.3 to 1.1 GPM 61 to 242 LPH	0.6 to 2.1 GPM 140 to 469 LPH	0.7 to 3.5 GPM 150 to 792 LPH	0.9 to 5.7 GPM 201 to 1295 LPH	2.9 to 9.6 GPM 659 to 2182 LPH
RADIUS	7 to 18' 2.1 to 5.5 m	18 to 25' 5.5 to 7.6 m	20 to 33' 6.1 to 10.1 m	23 to 37' 7.0 to 11.3 m	31 to 45' 9.4 to 13.7 m	37 to 51' 11.3 to 15.5 m
TRAJECTORY	6°, 9° & Inverted 6°	9° & 15°	9°, 15° & 24°	6°, 9°, 12°, 15° & 24°	25°	25°

CHOOSE FROM THESE ROTATOR[®] SPRINKLERS FOR UNDER-TREE IRRIGATION AND ENVIRONMENTAL CONTROL OF TREE FRUIT, VINE, TREE NUT CROPS (USE LOW TRAJECTORY PLATES) – AND OVERHEAD IRRIGATION, COOLING AND ENVIRONMENTAL CONTROL IN TREE, VINE, SMALL FRUIT AND NURSERY CROPS.

SYSTEM TYPES INCLUDE SOLID SET USING EITHER PVC PIPE OR POLYETHYLENE PIPE LATERALS, AND PORTABLE PIPES INCLUDING ALUMINUM, POLYETHYLENE AND PVC.

OVERHEAD IRRIGATION, COOLING AND ENVIRONMENTAL CONTROL FOR NURSERY CROPS, TREE, VINE, SMALL FRUIT AND BERRY CROPS. REVEGETATION, MINING AND OTHER SPECIALTY USES. SYSTEM TYPES INCLUDE: PORTABLE PIPE SUCH AS ALUMINUM, POLYETHYLENE, AND PVC. SIDE ROLL AND PERMANENT SOLID SET SYSTEMS.



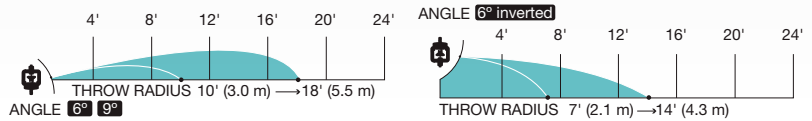
9836-XXX (11261-XXX FOR POP-UP)

PLATE	NOZZLE	FLOW CONTROL NOZZLE
Green 9° = 1	*35 Orange	*09 (8.5) GPH Orange
Wine 5° = 2	*40 Blue	*11 GPH Blue
Blue 6° = 3	*45 Purple	*14 GPH Purple
	*50 Green	*18 GPH Yellow
	*55 Yellow	*24 GPH Red



DESCRIPTION	Standard R5 Assembly including Plate & Nozzle	R5 Assembly including Plate & FCN Nozzle	Standard R5 Pop-up Assembly including Plate & Nozzle	R5 Pop-up Assembly including Plate & FCN Nozzle
PART NO.	9836-XXX	9836-XXX	11261-XXX	11261-XXX
BOX	12x12x4"	12x12x4"		
QTY/BOX	200/1000	200/1000	500	500
LBS/BOX	7	7		

Specify plates and nozzles from above left.



MICRO IRRIGATION + FULL COVERAGE

The R5 ROTATOR is the only micro sprinkler to combine the low flow capability of drip/micro with the throw and uniformity performance of a Rotator®. For maximum durability choose the heavy-duty "pop-up" version.

ACCESSORIES

DESCRIPTION	Acme x Drip Configuration	R5 Deflector Cap (Shown on R5 w/ 10616)	R5 1-Sided Stream Splitter (Shown on R5 w/ 10616)	R5 2-Sided Stream Splitter (Shown on R5 w/ 10616)	R5 Pop-Up Stream Splitter (Shown on R5 Pop-up)	Female Acme x R5 adapter
PART NO.	12431 11271 or 11258	10951	10746	10976	12050	10616
	Female acme x barbed tee to alternate Rotator sprinklers & drip. PVC Stake Adapter	Reduce the R5 radius down to 3-4 feet (0.9-1.2 m) for watering newly planted trees.	Protects tree trunks – use when R5s are mounted 2-4 feet (0.6-1.2 m) from a tree.	Protects tree trunks – use when R5 Rotators are centered between two trees.	Stream Splitter specifically designed for the R5 Pop-Up Body.	Connect the R5 sprinkler to Acme Adapter threads.

DESCRIPTION	R5 Installation Tool	Male Acme X PVC Socket Adapter	Male Acme X MNPT Adapter	Threaded Cap for Acme Adapter	Female Acme X 1/2" PVC Spigot	Pressure Gauge Tap Kit
PART NO.	11108	1/2" - 10060-001 3/4" - 10060-002 25 mm - 10060-003 Use w/ 10616	3/8" - 9465 1/2" - 9316-002 3/4" - 9466 Use w/ 10616.	10615	10352	10366-001 0-60 PSI 10366-002 0-100 PSI 10366-003 0-160 PSI
	Make installing the R5 sprinkler simple.			Connects to Acme thread and acts as a shut off cap.	Enables easy attachment to a PVC riser.	

R10












9913-XXXX

THREAD
3/8" = 0
1/2" = 1
Acme = 2

PLATE
Red = 1
White = 2
Orange = 7

EXAMPLE:
R10 Rotator®
with 1/2" Thread (1),
White Plate (2) and Red
#60 Nozzle (60) =
#9913-1260

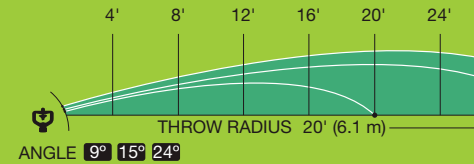
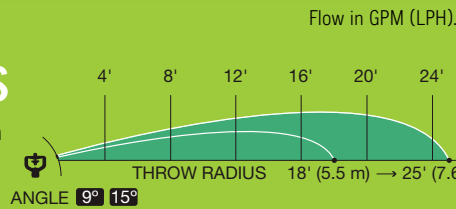
PLATE OPTIONS	NOZZLE OPTIONS	FLOW @ 35 PSI (2.5 BAR)
P2  P2 9° Red *9460	 Lt. Blue *40 *9306-040	0.28 GPM (64.7 LPH)
	 Lt. Purple *45 *9306-045	0.35 (80.6)
	 Dk. Green *50 *9306-050	0.43 (99.4)
	.35 10FC .43 10FC	0.35 (97.5) 0.43 (99.4)
P4  P4 9° White *9208  P4 15° Orange *10882	 Dk. Green *50 *9306-050	0.43 (99.4)
	 Lt. Yellow *55 *9306-055	0.52 (120)
	 Lt. Red *60 *9306-060	0.61 (141)
	.50 10FC	0.50 (114)

Assembled R10 Body, Plate & Flow Control Nozzle

9587-351	R10 1/2", P2 9° RED PLATE, .35 10FC
9587-352	R10 ACME, P2 9° RED PLATE, .35 10FC
9587-431	R10 1/2", P2 9° RED PLATE, .43 10FC
9587-432	R10 ACME, P2 9° RED PLATE, .43 10FC
9587-501	R10 1/2", P4 9° WHITE PLATE, .50 10FC
9587-502	R10 ACME, P4 9° WHITE PLATE, .50 10FC
9587-601	R10 1/2", P4 15° ORANGE PLATE, .50 10FC
9587-602	R10 ACME, P4 15° ORANGE PLATE, .50 10FC

ULTRA-RELIABLE, LOW-VOLUME SPRINKLERS

Filling the need for small, low-volume sprinklers that perform reliably in the mid-range between micro and a regular size sprinkler, R10 & R10T Rotators are right on target.



R10T



9914-XXXX

THREAD
3/8" = 0
1/2" = 1
Acme = 2

PLATE
Blue = 3
Purple = 4
Brown = 5
Gold = 6

EXAMPLE:
R10T Rotator®
with Acme Thread (2),
Brown Plate (5) and
Purple #12 Nozzle (78) =
#9914-2594

PLATE OPTIONS	NOZZLE OPTIONS	FLOW @ 35 PSI (2.5 BAR)
P6  P6 9° Blue *9350	 Gray *65 / *83 *9306-065	0.72 GPM (166LPH)
	 White *70 / *9 *9306-070	0.83 (192)
P6 15° Purple *9723  P8 15° Gold *10684	 Dk. Blue *78 / *10 *9306-078	1.05 (242)
	.75 10FC	0.75 (170)
	1.0 10FC	1.00 (227)
P8 24° Brown *10601  P8 24° Brown *10601	 Orange *86 / *11 *9306-086	1.27 (294)
	 Purple *94 / *12 *9306-094	1.50 (347)
	 Yellow *102 / *13 *9306-102	1.78 (411)
	1.25 10FC	1.25 (284)
	1.50 10FC	1.50 (341)
Dk. Blue *78 / *10 and 1.0 10FC for use with P8 24° plate only.		

Assembled R10T Body, Plate & Flow Control Nozzle

9587-754	R10T 1/2", P6 15° PURPLE PLATE, .75 10FC
9587-851	R10T 1/2", P6 15° PURPLE PLATE, 1.00 10FC
9587-757	R10T 1/2", P6 9° BLUE PLATE, .75 10FC
9587-759	R10T 1/2", P6 9° BLUE PLATE, 1.00 FC
9587-1128	R10T 1/2", P8 15° GOLD PLATE, 1.25 10FC
9587-1153	R10T 1/2", P8 15° GOLD PLATE, 1.50 10FC
9587-1101	R10T 1/2", P8 24° BROWN PLATE, 1.00 10FC
9587-1126	R10T 1/2", P8 24° BROWN PLATE, 1.25 10FC
9587-1151	R10T 1/2", P8 24° BROWN PLATE, 1.50 10FC
9587-755	R10T ACME, P6 15° PURPLE PLATE, .75 10FC
9587-850	R10T ACME, P6 15° PURPLE PLATE, 1.00 10FC
9587-756	R10T ACME, P6 9° BLUE PLATE, .75 10FC
9587-758	R10T ACME, P6 9° BLUE PLATE, 1.00 10FC
9587-1127	R10T ACME, P8 15° GOLD PLATE, 1.25 10FC
9587-1152	R10T ACME, P8 15° GOLD PLATE, 1.50 10FC
9587-1100	R10T ACME, P8 24° BROWN PLATE, 1.00 10FC
9587-1125	R10T ACME, P8 24° BROWN PLATE, 1.25 10FC
9587-1150	R10T ACME, P8 24° BROWN PLATE, 1.50 10FC

Flow in GPM (LPH).

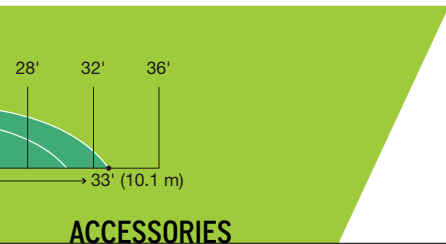
R10/R10T

ROTATOR® SPRINKLERS



DESCRIPTION	Body Assembly – Less Nozzle & Plate	Plate P2 9°, P4 9°, P4 15°, P6 9°, or P6 15°	Plate P8 15° or P8 24°	2TN Nozzle (Nozzle options *40 to *102)	Body, Plate & 2TN Nozzle (Specify 3/8", 1/2" or Acme)	Body, P8 24° or P8 15° Plate & 2TN Nozzle	Body, Plate & 10FC Nozzle (Specify 1/2" or Acme)	Body, P8 24° or P8 15° Plate & 10FC Nozzle	Adapter (Male Acme x 3/8", 1/2" or 3/4" MNPT)	PVC Adapter (Male Acme x 1/2", 3/4" or 25mm Slip)
BOX	12x12x10"	12x12x4"	12x12x4"		12x12x10"	12x12x10"	12x12x10"	12x12x10"	13x13x16"	13x13x16"
QTY/BOX	400	2500	2500	500/2500	400	400	400	400	2500/2000/1500	950/700
LBS/BOX	11	9	9	1.3/6.0	14	14	15	15	39/40/44	36/32

R10 sprinklers ordered less nozzle or less nozzle and plate are only in box quantities of 400.



STAKE AND TUBE OPTIONS FOR ANY APPLICATION. SEE PAGE 38-39.

FT2; FT3; 1/2 PVC-5; 3/4 PVC-5; FT4; 3/4 PVC-10; FT5



ACCESSORIES

DESCRIPTION	R10 One-Sided Stream Splitter	R10 Two-Sided Stream Splitter	Legacy R10/R2000(WF) Low Angle Road Guard	Legacy R10/R2000(WF) High Angle Road Guard	2TN Nozzle Removal Tool
PART NO.	11285	11275	9590-030	9879	10634
	Protect adjacent tree trunks by creating a small wedge shape in the wetted pattern.	Protect adjacent tree trunks by creating a small wedge shape in the wetted pattern.	Snap on to convert to part-circle operation (irrigates 200°).	Snap on to convert to part-circle operation (irrigates 200°).	Easily removes the nozzle from R10/R10T.

DESCRIPTION	Male Acme X PVC Socket Adapter	Male Acme X MNPT Adapter	Threaded Cap for Acme Adapter	Female Acme X 1/2" PVC Spigot	Pressure Gauge Tap Kit
PART NO.	1/2" - 10060-001 3/4" - 10060-002 25 mm - 10060-003 Use w/ 10616	3/8" - 9465 1/2" - 9316-002 3/4" - 9466 Use w/ 10616.	10615	10352	10366-001 0-60 PSI 10366-002 0-100 PSI 10366-003 0-160 PSI
			Connects to Acme thread and acts as a shut off cap.	Enables easy attachment to a PVC riser.	

R2000

HOW TO ORDER

Assembled
Cap, Body & 2TN
#11991-xxxx

Assembled
Cap, Body & FCN
#11992-xxxx



28



Cap Assembly
with Plate
#10519-1xxx

Nozzle & 2T Body
Assy #10533-xxx
or Flow Control
Nozzle & Body
Assy #9223-xxx



(2T Body
#9155)



Need Male Acme x PVC Adapter
or Male Acme x MNPT Adapter

	PLATE	CAP ASSEMBLY W/ PLATE	NOZZLE		NOZZLE & BODY ASSY	ASSEMBLED CAP, BODY & NOZZLE	FLOW IN GPM / LPH @ 40 PSI / 3 BAR
	K1 6° Cream 9516-106	10519-1106	● Gray *8.3	9306-065	10533-008	11991-0108	0.77 / 183
			○ 0.85 2000FC		9223-085	11992-0108	0.85 / 193
	K2 6° Light Blue 9516-206	10519-1206	○ White *9	9306-070	10533-009	11991-0209	0.89 / 210
			● Blue *10	9306-078	10533-010	11991-0210	1.12 / 266
			○ 1.0 2000FC		9223-100	11992-0210	1.00 / 227
	K2 9° Green 9516-209	10519-1209	● Gray *8.3	9306-065	10533-008	11991-0308	0.77 / 183
			○ White *9	9306-070	10533-009	11991-0309	0.89 / 210
			● Blue *10	9306-078	10533-010	11991-0310	1.12 / 266
			○ 0.85 2000FC		9223-085	11992-0308	0.85 / 193
	K2 15° Yellow 9516-215	10519-1215	○ White *9	9306-070	10533-009	11991-0409	0.89 / 210
			● Blue *10	9306-078	10533-010	11991-0410	1.12 / 266
			○ 0.85 2000FC		9223-085	11992-0408	0.85 / 193
			○ 1.0 2000FC		9223-100	11992-0410	1.00 / 227
	K3 9° Brown 9516-309	10519-1309	● Orange *11	9306-086	10533-011	11991-0511	1.36 / 323
			● Purple *12	9306-094	10533-012	11991-0512	1.61 / 380
			○ 1.25 2000FC		9223-125	11992-0512	1.25 / 284
	K3 15° Red 9516-315	10519-1315	○ 1.5 2000FC		9223-150	11992-0515	1.50 / 341
			● Orange *11	9306-086	10533-011	11991-0611	1.36 / 323
			● Purple *12	9306-094	10533-012	11991-0612	1.61 / 380
	K3 15° Red 9516-315	10519-1315	○ 1.25 2000FC		9223-125	11992-0612	1.25 / 284
			○ 1.5 2000FC		9223-150	11992-0615	1.50 / 341
			● Orange *11	9306-086	10533-011	11991-0711	1.36 / 323
	K3 24° Gray 9516-324	10519-1324	● Purple *12	9306-094	10533-012	11991-0712	1.61 / 380
			○ 1.25 2000FC		9223-125	11992-0712	1.25 / 284
			○ 1.5 2000FC		9223-150	11992-0715	1.50 / 341
	K4 6° Turquoise 9516-406	10519-1406	● Yellow *13	9306-102	10533-013	11991-0813	1.90 / 451
			● Green *14	9306-109	10533-014	11991-0814	2.15 / 509
			○ 1.5 2000FC		9223-150	11992-0815	1.50 / 341
	K4 9° Purple 9516-409	10519-1409	○ 2.0 2000FC		9223-200	11992-0820	2.00 / 454
			● Yellow *13	9306-102	10533-013	11991-0913	1.90 / 451
			● Green *14	9306-109	10533-014	11991-0914	2.15 / 509
	K4 9° Purple 9516-409	10519-1409	○ 1.5 2000FC		9223-150	11992-0915	1.50 / 341
			○ 2.0 2000FC		9223-200	11992-0920	2.00 / 454
			● Yellow *13	9306-102	10533-013	11991-1013	1.90 / 451
	K4 12° Wine 9516-412	10519-1412	● Green *14	9306-109	10533-014	11991-1014	2.15 / 509
			○ 1.5 2000FC		9223-150	11992-1015	1.50 / 341
			○ 2.0 2000FC		9223-200	11992-1020	2.00 / 454
	K4 15° Gold 9516-415	10519-1415	● Yellow *13	9306-102	10533-013	11991-1113	1.90 / 451
			● Green *14	9306-109	10533-014	11991-1114	2.15 / 509
			○ 1.5 2000FC		9223-150	11992-1115	1.50 / 341
	K4 15° Gold 9516-415	10519-1415	○ 2.0 2000FC		9223-200	11992-1120	2.00 / 454
			● Yellow *13	9306-102	10533-013	11991-1213	1.90 / 451
			● Green *14	9306-109	10533-014	11991-1214	2.15 / 509
	K4 24° Black 9516-424	10519-1424	○ 1.5 2000FC		9223-150	11992-1215	1.50 / 341
			○ 2.0 2000FC		9223-200	11992-1220	2.00 / 454
			● Tan *15	9306-117	10533-015	11991-1315	2.53 / 597
	K5 9° Orange 9516-509	10519-1509	● Red *16	9306-125	10533-016	11991-1316	2.89 / 685
			○ 2.5 2000FC		9223-250	11992-1325	2.50 / 568
	K5 15° Tan 9516-515	10519-1515	● Tan *15	9306-117	10533-015	11991-1415	2.53 / 597
			● Red *16	9306-125	10533-016	11991-1416	2.89 / 685
	K5 15° Tan 9516-515	10519-1515	○ 2.5 2000FC		9223-250	11992-1425	2.50 / 568
			● Tan *15	9306-117	10533-015	11991-1515	2.53 / 597
	K5 24° Blue 9516-524	10519-1524	● Red *16	9306-125	10533-016	11991-1516	2.89 / 685
			○ 2.5 2000FC		9223-250	11992-1525	2.50 / 568

R2000

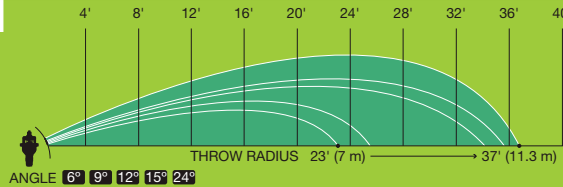
ROTATOR® SPRINKLERS



DESCRIPTION	Cap Assembly – Less Plate	Plates	Cap Assembly & Plate (Assembled)	2T Body (Female Acme Thread)	2TN Nozzle (Nozzle options *8.3 to *16)	2T Body & 2TN Nozzle (Assembled)	2000FC Nozzle Body (Female Acme Thread)	*Total with 2TN Nozzle	*Total with 2000FC Nozzle	Adapter (Male Acme x 3/8", 1/2" or 3/4" MNPT)	*Total with 2TN Nozzle & Threaded Adapter	*Total with 2000FC Nozzle & Threaded Adapter	PVC Adapter (Male Acme x 1/2", 3/4" or 25mm Slip)
BOX	13x13x16"		12x12x10"	13x13x16"		12x12x10"	12x12x8"	12x12x10"	12x12x10"	13x13x16"			13x13x16"
QTY/BOX	400	500	125	500	500/1200	250	250	100	100	2500/2000/1500			950/700
LBS/BOX	18	3	14	24	1/4	9	14	14	14	39/40/44			36/32

PERFORMANCE FOR EVERY APPLICATION

Nelson Irrigation's full range of flow, throw and trajectory options in the R2000 Rotator® make it a perfect fit for a number of different applications including below canopy irrigation & over canopy cooling.



STAKE AND TUBE OPTIONS FOR ANY APPLICATION. SEE PAGE 39.

FT4; 3/4 PVC-10; FT5



ACCESSORIES

(SEE PAGE 33 FOR R2000(WF) ADAPTER OPTIONS & ACME ACCESSORIES.)

29



DESCRIPTION	NEW STYLE ROAD GUARD	LEGACY ROAD GUARDS		FLUSH TOOL	R2000 COW WASH	NEW STYLE MOTOR REMOVAL TOOL
PART NO.	12213-001	9590-030	9879	9210	11993-xxxx (assembled)	12215
	Snap on new style R2000(WF) to convert to part-circle operation (irrigates 190°).	Low Angle Road Guard (irrigates 200°)	High Angle Road Guard (irrigates 200°)	Snap on to convert to part-circle operation (irrigates 200°).	Cap Assy; K4 12" Plate; 2T Body; 2TN Nozzle (*14, *16, *18); Adapter	Removes the motor from the R2000(WF).



DESCRIPTION	CAP REMOVAL TOOL	R2000 PLATE REMOVAL TOOL	2TN NOZZLE REMOVAL TOOL	R2000 STREAM SPLITTER	LEGACY R2000 STREAM SPLITTER	WEB GUARD
PART NO.	10689	9620	12260	12056	12057	9895-001
	Easily removes the cap assembly on the R2000(WF).	Removes the plate from the R2000(WF).	Easily removes the nozzle from R2000(WF).	Protect adjacent tree trunks by creating a small wedge shape in the wetted pattern.	Use on Legacy Style R2000 to protect adjacent tree trunks.	Place guard into R2000 body to protect nozzle area from spider web intrusion.

THE MOST EFFECTIVE SOLID SET SYSTEM, EVER.

30



**ROTATOR® TECHNOLOGY IS
CERTAINLY MAKING ITS MARK
ON SOLID SET IRRIGATION.**

The R2000WF has been effectively obsoleting 1/2" brass impacts everywhere by providing superior uniformity in real-world conditions. Imitation products just don't compare.

DRAIN CHECK

Combine the R2000WF with a Mini Regulator Drain Check or Mini Drain Check and you ensure no drain down on system start up and shut down. Pressure regulation means each sprinkler is putting out the same amount of water further contributing to high crop uniformity.





The PC-R2000WF is a Part-Circle Rotator that distributes water in a 190 degree arc. It is intended to irrigate the edge of a field where full circle Rotators are used in the interior.

CONTROL VALVE

2" & 3" 1000 SERIES.
Nelson's new plastic, low profile, sleeve-style valve has a spline connection option which allows for easy installation with plastic pipe. Zone control on a completely pressurized system maximizes irrigation efficiency.

AUTOMATION

TWIG® WIRELESS CONTROLS.
Simply connect Nelson TWIGs to Nelson Control Valves and tie into the TD200 Controller to automate new or existing installations. Automatically cycle the valves in a programmed sequence for precision germination and irrigation.



R2000WF WINDFIGHTER

HOW TO ORDER

Complete R2000WF
Cap & Body Assembly
9928-xxxx

Complete R2000LP
Cap & Body Assembly
9929-xxxx

(Body 9920)

Optional Color Band for Nozzle I.D.
See Part Numbers below.
(No factory assembly.)

Need Male Acme x PVC Adapter
or Male Acme x MNPT Adapter

OR

R2000WF
Cap Assembly
10299-1xx
(xx = plate #)

R2000LP
Cap Assembly
10299-2xx
(xx = plate #)

Body & Nozzle
Assembly
9920-0xx
(xx = nozzle #)

HIGH UNIFORMITY IN REAL WORLD CONDITIONS

The R2000WF is obsoleting 1/2" brass impacts everywhere. With no riser vibration, better performance, a low cost and less maintenance, the choice is simple.

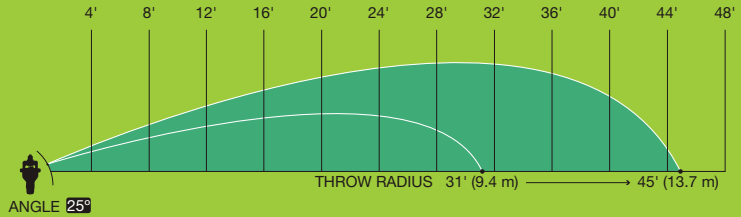


PLATE	NOZZLES	OPTIONAL COLOR BAND (NOZZLE I.D.)	NOZZLE DIAM. IN INCHES	COMPLETE R2000WF CAP & BODY ASSY	WF MOTOR COLOR	COMPLETE R2000LP CAP & BODY ASSY	LP MOTOR COLOR	FLOW IN GPM / LPH @ 50 PSI / 3.5 BAR	
WF10 Blue 12113	Blue *10	9306-078	12800-010	5/64	9928-1010	Purple	9929-1010	Green	1.25 / 286
WF12 Purple 10452	Orange *11	9306-086	12800-011	11/128	9928-1211	Ivory	9929-1211	Green	1.53 / 350
	Purple *12	9306-094	12800-012	3/32	9928-1212	Ivory	9929-1212	Green	1.80 / 412
WF14 Green 9877	Yellow *13	9306-102	12800-013	13/128	9928-1413	Ivory	9929-1413	Purple	2.13 / 487
	Green *14	9306-109	12800-014	7/64	9928-1414	Ivory	9929-1414	Purple	2.40 / 550
WF16 Red 9931	Tan *15	9306-117	12800-015	15/128	9928-1615	Ivory	9929-1615	Purple	2.82 / 647
	Red *16	9306-125	12800-016	1/8	9928-1616	Ivory	9929-1616	Purple	3.23 / 739
WF18 Yellow 9870	Gold *18	9306-141	12800-018	9/64	9928-1818	Ivory	9929-1818	Purple	4.11 / 940
WF20 Brown 9878	Brown *20	9306-156	12800-020	5/32	9928-2020	Ivory	9929-2020	Purple	5.0 / 1144



DESCRIPTION	Cap Assembly – Less Plate	Plates	Cap Assembly & Plate (Assembled)	WF Body (Female Acme Thread)	2TN Nozzle (Nozzle options #10 to #20)	WF Body & 2TN Nozzle (Assembled)	*Total with 2TN Nozzle	Adapter (Male Acme x 3/8", 1/2" or 3/4" MNPT)	*Total with 2TN Nozzle & Threaded Adapter	PVC Adapter (Male Acme x 1/2", 3/4" or 25mm Slip)
BOX	12x12x10"		12x12x8"	13x13x16"	12x12x4"	12x12x10"	12x12x10"	13x13x16"		13x13x16"
QTY/BOX	125	500	125	250	1200	250	100	2500/2000/1500		950/700
LBS/BOX	8	3	9	22	4	14	14	39/40/44		36/32



**NEW! R2000/WF
COLOR BAND FOR
QUICK NOZZLE
IDENTIFICATION**

See Part Numbers on Page 32.
No factory assembly.

**STAKE AND TUBE OPTIONS
FOR ANY APPLICATION.
SEE PAGE 39.**

FT4; 3/4 PVC-10, FT5



ACCESSORIES



DESCRIPTION	PC-R2000WF/LP	FLUSH TOOL	NEW STYLE ROAD GUARD	NEW STYLE MOTOR REMOVAL TOOL	CAP REMOVAL TOOL
PART NO.	10242-xxxx 11296-xxxx	9210	12213-001	12215	10689
	(i.e. R2000WF WF12 #11 is 10242-1211) (i.e. R2000LP WF12 #11 is 11296-1211)		Snap on new style R2000(WF) to convert to part-circle operation (irrigates 190"). See page 29 for Legacy Road Guards.	Removes the motor from the R2000(WF).	Easily removes the cap assembly on the R2000(WF).



DESCRIPTION	2TN NOZZLE REMOVAL TOOL	Male Acme X PVC Socket Adapter	Male Acme X MNPT Adapter	Threaded Cap for Acme Adapter	Female Acme X 1/2" PVC Spigot	Pressure Gauge Tap Kit
PART NO.	12260			10615	10352	
	Easily removes the nozzle from R2000(WF).	1/2" - 10060-001 3/4" - 10060-002 25 mm - 10060-003	3/8" - 9465 1/2" - 9316-002 3/4" - 9466	Connects to Acme thread and acts as a shut off cap.	Enables easy attachment to a PVC riser.	10366-001 0-60 PSI 10366-002 0-100 PSI 10366-003 0-160 PSI

R33/R33LP

HOW TO ORDER

Assembled R33 Cap, Body & Adapter #11466-10xx

Assembled R33LP Cap, Body & Adapter #11466-11xx



R33 has gray motor and R33LP has purple motor.

R33 Cap Assy Less Plate #11334-001 & R33LP Cap Assy Less Plate #11334-002

WE RECOMMEND THAT THE R33 & R33LP BE STOCKED AND PURCHASED AS A FULL ASSEMBLY. PLEASE ORDER ALL OTHER PARTS FOR THE PURPOSE OF REPAIRS ONLY.

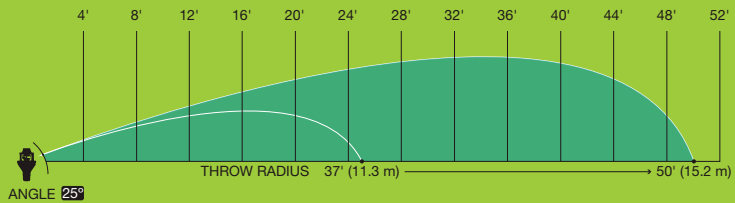
R33 / R33LP Sprinkler Assembly & Adapter	
DESCRIPTION	BOX 12x12x10"
QTY/BOX	50
LBS/BOX	11

PLATE	NOZZLE	ASSEMBLED BODY & NOZZLE	ASSEMBLED R33 CAP & PLATE	ASSEMBLED R33LP CAP & PLATE	ASSEMBLED R33 CAP, BODY & ADAPTER	ASSEMBLED R33LP CAP, BODY & ADAPTER	ASSEMBLED R33 CAP, BODY (NO ADAPTER)	ASSEMBLED R33LP CAP, BODY (NO ADAPTER)	FLOW IN GPM / LPH @ 50 PSI / 3.5 BAR
*18 Gold 10974-018	Gold (9/64") 11078-018	11333-018	11335-018	11335-118	11466-1018	11466-1118	11336-018	11336-118	4.07 / 931
*20 Brown 10974-020	Brown (5/32") 11078-020	11333-020	11335-020	11335-120	11466-1020	11466-1120	11336-020	11336-120	5.00 / 1143
*22 Gray 10974-022	Gray (11/64") 11078-022	11333-022	11335-022	11335-122	11466-1022	11466-1122	11336-022	11336-122	6.01 / 1375
*24 Green 10974-024	Green (3/16") 11078-024	11333-024	11335-024	11335-124	11466-1024	11466-1124	11336-024	11336-124	7.16 / 1639
*26 Maroon 10974-026	Maroon (13/64") 11078-026	11333-026	11335-026	11335-126	11466-1026	11466-1126	11336-026	11336-126	LP ONLY 8.45 / 1935

34

DIRECT 3/4" IMPACT REPLACEMENT

While brass sprinklers are prone to damage, clogging and theft, the R33 is easy to clean, easy to repair and costs less to replace. Without a drive arm, the sprinkler creates no riser vibration. It also has a long wear life because no seals or bearings are exposed to water pressure. The R33 is also available in a low pressure model, the R33LP.



DESCRIPTION	R33/R33LP FLUSH TOOL		R33/R33LP ROAD GUARD	R33/R33LP 3/4" MNPT ADAPTER		R33/R33LP KEEPER	33TN NOZZLE REMOVAL TOOL	DIFFUSER/MOTOR INSTALLATION/REMOVAL TOOL
PART NO.	11161-001	11161-002	11363	11344	11344-001	11417	11473	11478
	(Short)	(Long)			Adapter w/ Keeper (assembled)			

MINI PRESSURE REGULATORS/ DRAIN CHECKS

*Mini Regulator Drain Check (MRDC) and Mini Regulator (MR) are available in 20, 30, 35, 40, 45, 50, 55 or 60 PSI (1.4, 2.1, 2.4, 2.8, 3.1, 3.4 or 4.1 BAR) nominal pressures in the connection types shown above. **The Mini Drain Check (MDC) is a check valve only that opens at or near the available 20 or 35 PSI (1.4-2.4 BAR) nominal pressures in the connection types shown above.

1/2" MINI PRESSURE REGULATORS & DRAIN CHECKS



DESCRIPTION	Mini Regulator Drain Check* (Brown)	Mini Regulator* (Gray)	Mini Drain Check** (Green)
BOX	12x12x8"	12x12x8"	12x12x8"
QTY/BOX	150	150	150
LBS/BOX	18	18	18

1/2" FNPT INLET X
1/2" MNPT OUTLET



MRDC 11150-0XX
MR 11146-0XX
MDC 11154-020 or -035

1/2" FNPT INLET
X ACME OUTLET



MRDC 10406-0XX
MR 10020-0XX
MDC 11140-020 or -035

ACME INLET X
ACME OUTLET



MRDC 10407-0XX
MR 10099-0XX
MDC 11139-020 or -035



DESCRIPTION	3/4" FNPT Uni-Flo	3/4" HT (Hose Thread) Uni-Flo	3/4" FNPT Hi-Flo	1" FNPT Uni-Flo (PR Series)	1" FBSPT Uni-Flo (PR Series)
BOX	12x12x13"	12x12x13"	12x12x11"	Contact Factory for pricing information.	Contact Factory for pricing information.
QTY/BOX	100	100	50		
LBS/BOX	30	30	25		

3/4" & 1" PRESSURE REGULATORS



35

PRESSURE	3/4" FNPT x 3/4" FNPT	
	Uni-Flo	Hi-Flo
6 PSI	9491-001	9071-001
10 PSI	9491-002	9071-002
15 PSI	9491-003	9071-003
20 PSI	9491-004	9071-005
25 PSI	9491-005	9071-006
30 PSI	9491-006	9071-007
35 PSI	9491-009	9071-010
40 PSI	9491-007	9071-008
50 PSI	9491-008	9071-009
60 PSI	9491-012	N/A

PRESSURE	3/4" FHT x 3/4" MHT	
	Uni-Flo	
6 PSI	9561-001	
10 PSI	9561-002	
15 PSI	9561-003	
20 PSI	9561-004	
25 PSI	9561-005	
30 PSI	9561-006	
35 PSI	9561-009	
40 PSI	9561-007	
50 PSI	9561-008	

PRESSURE	3/4" FNPT x 3/4" MHT	
	Uni-Flo	
6 PSI	9581-001	
10 PSI	9581-002	
15 PSI	9581-003	
20 PSI	9581-004	
25 PSI	9581-005	
30 PSI	9581-006	
35 PSI	9581-009	
40 PSI	9581-007	
50 PSI	9581-008	

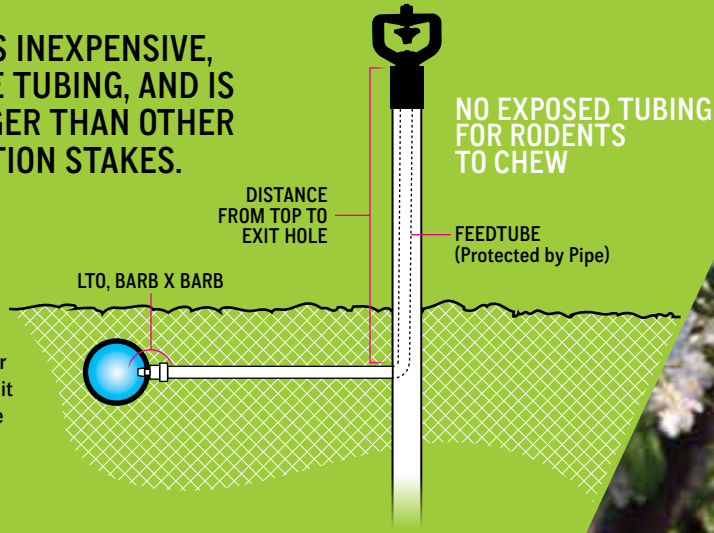
PRESSURE	3/4" FNPT x ACME	
	Uni-Flo	
30 PSI	9610-006	
40 PSI	9610-007	
50 PSI	9610-008	

PRESSURE	1" FNPT x 1" FNPT	
	Uni-Flo	
20 PSI	11257-020	
25 PSI	11257-025	
30 PSI	11257-030	
40 PSI	11257-040	
50 PSI	11257-050	

PRESSURE	1" FBSPT x 1" FBSPT	
	Uni-Flo	
20 PSI	11420-020	
25 PSI	11420-025	
30 PSI	11257-030	
35 PSI	11420-035	
40 PSI	11420-040	
50 PSI	11420-050	

A PVC STAKE IS INEXPENSIVE, PROTECTS THE TUBING, AND IS MUCH STRONGER THAN OTHER MICRO IRRIGATION STAKES.

Shallow bury the polyethylene lateral tubing for protection and to anchor it in place. Shallow bury the feed tube for protection.



ROTATOR[®] FEEDTUBE ASSEMBLIES

STAKE & TUBE OPTIONS FOR ANY APPLICATION

4 MM FEEDTUBE OPTIONS FOR THE R5



1/2 PVC-4 FEEDTUBE ASSEMBLY FOR THE R5 (#40-50 OR 8.5-18 GPH)

DESCRIPTION	PVC Stake Adapter	Flexible PVC Feedtube & LTO – 4 mm x 24" (61 cm)	1/2" PVC Stake 12" (30 cm) Assembled	1/2" PVC Stake 15" (38 cm) Assembled	1/2" PVC Stake 18" (46 cm) Assembled
PART NO.	11258	9960-924	11260-21224	11260-21530	11260-21830
	(Gray) – 4 mm	4 mm Barb Assembly	Hole 4" from top, PVC Stake Adapter, 4 mm x 24" (61 cm) Tube w/ Barb (Assy)	Hole 4.5" from top, PVC Stake Adapter, 4 mm x 30" (76 cm) Tube w/ Barb (Assy)	Hole 8" from top, PVC Stake Adapter, 4 mm x 30" (76 cm) Tube &w/ Barb (Assy)

See page 36 for illustration of the assembly - note distance from top to exit holes.



FT-01 FEEDTUBE ASSEMBLY FOR THE R5 (UPRIGHT MOUNT)

DESCRIPTION	4 mm x 24" (61 cm) Flexible PVC Feedtube & LTO	4 mm x 30" (76 cm) Flexible PVC Feedtube & LTO	4 mm x 36" (91 cm) Flexible PVC Feedtube & LTO	Stake 12" (300 mm)	Stake 17.5" (450 mm)	Stake 12" (300 mm) Assembled	Stake 12" (300 mm) Assembled	Stake 17.5" (450 mm) Assembled
PART NO.	9960-924	9960-930	9960-936	10847	10848	10745-024	10745-036	10744-036
	4 mm Barb Assembly	4 mm Barb Assembly	4 mm Barb Assembly	Stake 12" (300 mm)	Stake 17.5" (450 mm)	4mm x 24" (61 cm) Tube w/Barb	4mm x 36" (91 cm) Tube w/Barb	4mm x 36" (91 cm) Tube w/Barb

30" (76 cm) feedtube not available as stake assembly.

The FT-02 assembly for the inverted mount of the R5 requires Adapter, Feedtube & LTO, (2) Hanger Rod Clips and a Fiberglass Plastic Rod Stake or Steel Rod Stake.



FT-03 FEEDTUBE ASSEMBLY FOR THE R5 (UPRIGHT MOUNT)

DESCRIPTION	R5 Rod Stake Adapter	4 mm x 24" (61 cm) Flexible PVC Feedtube & LTO	4 mm x 30" (76 cm) Flexible PVC Feedtube & LTO	4 mm x 36" (76 cm) Flexible PVC Feedtube & LTO	6.3 mm Fiberglass Plastic Rod Stake 24" (61 cm)	6.3 mm Steel Rod Stake 24" (61 cm)
PART NO.	10136	9960-924	9960-930	9960-936	10040-024	9726-024
		4 mm Barb Assembly	4 mm Barb Assembly	4 mm Barb Assembly		

For complete assembly order adapter, feedtube and stake.

TOOLS & PARTS FOR 4 MM ASSEMBLIES

DESCRIPTION	PART NO.
4 mm Tubing, 1,000' (305 m) coil	10081-002
Hand Punch Tool, 4 mm (Green)	10997
Stake Installation Tool for the 6.3 mm Stake	10287
LTO, Barb x Barb	10080
Goof Plug (Order in 20s)	9986
Hanger Rod Clip (2 required for inverted mounting)	9987

5 MM FEEDTUBE OPTIONS FOR THE R5 & R10

PLEASE NOTE: FEMALE ACME X R5 ADAPTER (*10616) IS REQUIRED WHEN USING R5 WITH 5MM FEEDTUBE OPTIONS.



FT3 FEEDTUBE ASSEMBLY FOR THE R10

DESCRIPTION	Tubing Assy, Flexible, 5mm x 30" with LTO	Tubing Assy, Flexible, 5 mm x 42" with LTO	FT3 Stake 12" (300 mm) & Adapter Assy	FT3 Stake 17.5" (450 mm) & Adapter Assy	FT3 Feedtube Assy, Stake 12" (300 mm) x 30" Tubing	FT3 Feedtube Assy, 17.5" (450 mm) Stake x 30" Tubing	FT3 Feedtube Assy, 17.5" (450 mm) Stake x 42" Tubing
PART NO.	11283-030	11283-042	12599	12598	12601-030	12600-030	12600-042



FT2 FEEDTUBE ASSEMBLY FOR THE R5 POP-UP & R10

DESCRIPTION	Stake Adapter, Acme	Tubing Assy, Flexible, 5 mm x 30" with LTO	Tubing Assy, Flexible, 5 mm x 42" with LTO	6.3 mm Steel Rod Stake 24" (61 cm)	6.3 mm Fiberglass Plastic Rod Stake 24" (61 cm)	FT2 Total with 30" Tube Assembled (does not include stake)	FT2 Total with 42" Tube Assembled (does not include stake)
PART NO.	9677	11283-030	11283-042	9726-024	10040-024	9741-030	9741-042



1/2 PVC-5 FEEDTUBE ASSEMBLY FOR THE R5 & R10 (*40-60, .35 & .5 FCN)

DESCRIPTION	1/2" PVC Stake Adapter	Tubing Assy, Flexible, 5 mm x 30" with LTO	Tubing Assy, Flexible, 5 mm x 42" with LTO	1/2" PVC Stake 21" (53 cm) Assembled	1/2" PVC Stake 21" (53 cm) Assembled	1/2" PVC Stake 21" (53 cm) Assembled
PART NO.	11271	11283-030	11283-042	11284-22130	11284-22142	11284-32130
	5 mm Compression x Male Acme (Black)			Hole 9.5" from top, PVC Stake Adapter, 5 mm x 30" (76 cm) Tube w/ Barb	Hole 9.5" from top, PVC Stake Adapter, 5 mm x 42" (107 cm) Tube w/ Barb	Hole 1.5" from top, PVC Stake Adapter, 5 mm x 30" (76 cm) Tube w/ Barb

38



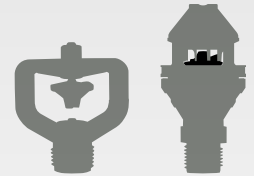
3/4 PVC-5 FEEDTUBE ASSEMBLY FOR THE R5 & R10

DESCRIPTION	3/4" PVC Stake Adapter	Tubing Assy, Flexible, 5mm x 30" with LTO	3/4" PVC Stake 21" (53 cm) Assembled
PART NO.	11429	11283-030	11455-12130
	5 mm Compression x Male Acme		Hole 10" from top, PVC Stake Adapter, 5 mm x 30" (76 cm) Tube w/ Barb

TOOLS & PARTS FOR 5 MM ASSEMBLIES

DESCRIPTION	PART NO.
5 mm Feedtube, 1,000' (305 m) coil	9284
5 mm x 30" (76 cm) Flexible PVC Feedtube	9284-030
5 mm x 42" (107 cm) Flexible PVC Feedtube	9284-042
Stake Installation Tool for the 6.3 mm Stake	10287
FT2 & 3/4 PVC-5 Hand Punch Tool, 5 mm (Red)	9349
FT2 & 3/4 PVC-5 Drill Punch Tool, 5 mm	9835-003
FT2 & 3/4 PVC-5 Dual Goof Plug (Order in 20s)	9986
Converts FT2, FT4, & FT5 to 3/4" PVC Stake	9195
LTO, 5 mm Compression x 5 mm Barb	9305
LTO, Barb x Barb (5 mm)	12023

10 MM FEEDTUBE OPTIONS FOR R10-R2000WF



FT4 FEEDTUBE ASSEMBLY FOR THE R10, R10T, R2000, R2000LP & R2000WF

DESCRIPTION	Steel Rod Stake Adapter Acme	10 mm x 36" (91 cm) Flexible PVC Feedtube	LTO, 10 mm Compression x 7 mm Barb	8 mm Steel Rod Stake 24" (61 cm)	8 mm Fiberglass Plastic Rod Stake 24" (61 cm)	FT4 Total (Components Only)	FT4 Total Assembled (does not include stake)
PART NO.	9677	9099-036	9774	9725-024	10160		9752-036



¾ PVC-10 FEEDTUBE ASSEMBLY FOR THE R10, R10T, R2000, R2000LP & R2000WF

DESCRIPTION	¾" PVC Stake Adapter	10 mm x 36" (91 cm) Flexible PVC Feedtube	LTO, 10 mm Compression x 7 mm Barb	¾" PVC Stake 21" (53 cm) Assembled
PART NO.	11429	9099-036	9774	11452-12136
	10 mm Compression x Male Acme			Hole 10" from top, PVC Stake Adapter, 10 mm x 36" (91 cm) Tube w/ Barb



FT5 FEEDTUBE ASSEMBLY FOR THE R10, R10T, R2000, R2000LP & R2000WF

DESCRIPTION	Steel Rod Stake Adapter Acme	10 mm x 48" (122 cm) Flexible PVC Feedtube	QC LTO, 10 mm Compression x Male QC	QC Barb, Female QC x 10 mm Barb	Steel Rod Stake 48" (122 cm)	FT5 Total (Components only)	FT5 Total Assembled (does not include stake)
PART NO.	9677	9099-048	9740	9739	9725-048		9737-048

FT1 REPAIR PARTS (5 MM)

DESCRIPTION	PART NO.
FT1 Collar Adapter 3/8" FNPT	9262
5 mm x 30" (76 cm) Flexible PVC Feedtube	9284-030
LTO, 5 mm Compression x 5 mm Barb	9305
LTO, Barb x Barb (5 mm)	12023
Tubing Assy, Flexible, 5 mm x 30" with LTO	11283-030
Tubing Assy, Flexible, 5 mm x 42" with LTO	11283-042

TOOLS & PARTS FOR 10 MM ASSEMBLIES

DESCRIPTION	PART NO.
10 mm Feedtube, 500' (152.4 m) coil	9099
¾ PVC-10 & FT4 Hand Punch Tool, 7 mm (Blue)	9810
¾ PVC-10 & FT4 Drill Punch Tool, 7 mm	9835-002
¾ PVC-10 & FT4 Goof Plug	10301
FT5 Hand Punch Tool, 10 mm (White)	9776
FT5 Drill Punch Tool, 10 mm	9835-001
FT5 Drill Installation Tool, installs #9739 (QC Barb) of FT5	9845
FT2, FT4 & FT5 Stake Installation Tool for the 8 mm Stake	10288
FT5 Plug, Rubber (fits inside of #9739 QC Barb)	9826
FT5 Plug, Goof (fits in place of #9739 QC Barb)	9831
Converts FT2, FT4, & FT5 to ¾" PVC Stake	9195
¾ PVC-10, FT4 & FT5 Coupler 10 mm	9813
¾ PVC-10, FT4 & FT5 ½" Spigot x 10 mm Compression	10623



FT-04 STAKE ASSEMBLY

- COMPLETE ASSEMBLIES INCLUDE:**
 4 mm tubing, LTO & 11258 adapter
- #12422-012 – 12" Assembly
 - #12422-018 – 18" Assembly
 - #12422-024 – 24" Assembly
- PVC Pipe Weight (not included)



S5 SPINNER FOR TREE/ VINE/NURSERY

NOW THERE IS A RELIABLE OPTION FOR A SPINNING SPRINKLER THAT HANGS IN AN INVERTED POSITION.



S5

11826-2XX

NOZZLE	FLOW CONTROL NOZZLE
*35 Orange	8.5 (*9) GPH Orange
*40 Blue	*11 GPH Blue
*45 Purple	*14 GPH Purple
*50 Green	*18 GPH Yellow
*55 Yellow	*24 GPH Red



DESCRIPTION	Standard S5 Assembly including Plate & Nozzle	S5 Assembly including Plate & FCN Nozzle
BOX	12x12x4"	12x12x4"
QTY/BOX	200/1000	200/1000

FT-04 FEEDTUBE ASSEMBLY FOR THE S5 (INVERTED MOUNT)

DESCRIPTION	PVC Stake Adapter	4 mm x 12" (30.5 cm) Flexible PVC Feedtube & LTO, 4 mm Barb	4 mm x 18" (61 cm) Flexible PVC Feedtube & LTO, 4 mm Barb	4 mm x 24" (61 cm) Flexible PVC Feedtube & LTO, 4 mm Barb	PVC Adapter, 4 mm x 12" (30.5 cm) Flexible PVC Feedtube/LTO, 4 mm Barb	4 mm x 18" (48 cm) Flexible PVC Feedtube/LTO, 4 mm Barb	4 mm x 24" (61 cm) Flexible PVC Feedtube/LTO, 4 mm Barb
PART NO.	11258	9960-912	9960-918	9960-924	12422-012	12422-018	12422-024
	(Gray) – 4 mm	Barb Assembly	Barb Assembly	Barb Assembly	Complete Assembly	Complete Assembly	Complete Assembly

30" (76 cm) feedtube not available as stake assembly.

S5 SPINNER W/ WINE 5° PLATE / FLOW & RADIUS (U.S. & Metric Units)



NOZZLE	PART NO.	PRESSURE IN PSI										PRESSURE IN BAR													
		15		20		25		30		35		40		1.0		1.5		1.75		2.0		2.5		2.75	
		GPH	R (FT.)	GPH	R (FT.)	GPH	R (FT.)	GPH	R (FT.)	GPH	R (FT.)	GPH	R (FT.)	LPH	R (M)	LPH	R (M)	LPH	R (M)	LPH	R (M)	LPH	R (M)	LPH	R (M)
*35 Orange	11826-235					9.5	10	10.5	10	11.4	10	12.1	10					36	3.0	39	3.0	44	3.0	46	3.0
*40 Blue	11826-240	9.3	9	10.8	10	12.2	10	13.3	11	14.4	11	15.5	11			43	3.0	46	3.0	49	3.4	56	3.4	59	3.4
*45 Purple	11826-245	11.7	10	13.7	10	15.4	11	16.8	11	18.2	11	19.6	11	44	3.0	54	3.0	59	3.4	63	3.4	67	3.4	74	3.4
*50 Green	11826-250	14.3	10	16.8	10	18.8	11	20.6	11	22.3	12			53	3.0	66	3.0	72	3.4	77	3.4	81	3.7		
*55 Yellow	11826-255	17.4	10	20.3	11	22.8	11	25	12					65	3.0	80	3.4	87	3.4	93	3.7				
8.5 Orange 5FC*	11826-209					*	10	*	9	*	9	*	8					*	3.0	*	2.7	*	2.7	*	2.4
11 Blue 5FC*	11826-211					*	10	*	11	*	10	*	9			*	3.0	*	3.4	*	3.0	*	2.7	*	2.7
14 Purple 5FC*	11826-214	*	10	*	10	*	11	*	11	*	11	*	11	*	3.0	*	3.0	*	3.4	*	3.4	*	3.4	*	3.4
18 Yellow 5FC*	11826-218	*	9	*	10	*	11	*	12	*	12			*	2.7	*	3.0	*	3.4	*	3.7	*	3.7		
24 Red 5FC*	11826-224	*	9	*	11	*	12	*	13					*	2.7	*	3.4	*	3.7	*	4.0				

*When using recommended pressures for a given plate and nozzle configuration, 5FC Flow Control Nozzles are flow regulating within a flow range of no more than 3% greater and 5% less than the nominal flow. 8.5 Orange 5FC nominal flow is 8.5 GPH (32 LPH), 11 Blue 5FC nominal flow is 11 GPH (42 LPH), 14 Purple 5FC nominal flow is 14 GPH (53 LPH), 18 Yellow 5FC nominal flow is 18 GPH (86 LPH), 24 Red 5FC nominal flow is 24 GPH (91 LPH).

10135-XXX

THREAD
Acme = 001
1/2" = 002



12928-XXXX (Assembled)

THREAD
1/2" = 10
Acme = 20

NOZZLE
EXAMPLE:
D10 Spray with
Acme Thread (20)
and Turquoise
#17 Nozzle (17)
= #12928-2017

D10

0° Trajectory



DESCRIPTION	10135-xxx D10 Spray Plate & Body Assembly (Specify plate & base)	9306-xxx 2TN Nozzle (Specify size: 10, 11, 12, 13, 14, 15, 16, 17, 18 or 20)	12928-xxxx D10 Assembly w/ Body, Plate & 2TN Nozzle (Specify 1/2" or Acme Base - Acme requires adapter)	9465 Adapter (Male Acme x 3/8", 1/2" or 3/4" MNPT)	10060-xxx PVC Adapter (Male Acme x 1/2", 3/4" or 25mm Slip)	Complete D10 with PVC Adapter	Complete D10 with Threaded Adapter
BOX	12x12x8"		12x12x8"	13x13x16"	13x13x16"		
QTY/BOX	300		300	2500/2000/1500	950/700		
LBS/BOX	8		9	39/40/44	36/32		

42



10078-XXXX

PLATE
Green 7° = 1
Black 24° = 2
Gray 0° = 3

THREAD
Acme = 000
1/2" = 001

S10

12884-XXXX (Assembled)

THREAD
1/2" = 1
Acme = 2


NOZZLE
PLATE
Green 7° = 1
Black 24° = 2
Gray 0° = 3

EXAMPLE:
S10 Spinner with
Acme Thread (2),
Green Plate (1) and
Turquoise #17 Nozzle
(17) = #12884-2117

DESCRIPTION	10078-xxx S10 Spinner Plate & Body Assembly (Specify plate & base)	9306-xxx 2TN Nozzle (Specify size: 10, 11, 12, 13, 14, 15, 16, 17, 18 or 20)	12884-xxx S10 Assembly w/ Body, Plate & 2TN Nozzle (Specify 1/2" or Acme Base - Acme requires adapter)	9465 Adapter (Male Acme x 3/8", 1/2" or 3/4" MNPT)	10060-xxx PVC Adapter (Male Acme x 1/2", 3/4" or 25mm Slip)	Complete S10 with PVC Adapter	Complete S10 with Threaded Adapter
BOX	12x12x8"		12x12x8"	13x13x16"	13x13x16"		
QTY/BOX	300		300	2500/2000/1500	950/700		
LBS/BOX	9		10	39/40/44	36/32		

UPRIGHT & INVERTED NURSERY SOLUTIONS

THE PERFORMANCE AND VERSATILITY OF NELSON SPRINKLERS OFFER UP A NUMBER OF GREENHOUSE WATERING SOLUTIONS. TO MINIMIZE CLUTTER AND MAXIMIZE EFFICIENCY, THE S10, D10, AND R10TG (INVERTED OR UPRIGHT) ARE IDEAL SINGLE-ROW SOLUTIONS.



R10TG ROTATOR®

9914-8XXX

THREAD/PLATE
 1/2" with Gray plate 0° = 000
 1/2" with Green plate 7° = 001
 1/2" with Black plate 24° = 002
 Acme with Gray plate 0° = 003
 Acme with Green plate 7° = 004
 Acme with Black plate 24° = 005

12927-XXXX (Assembled)

THREAD
 1/2" = 1
 Acme = 2

NOZZLE
PLATE
 Green 7° = 1
 Black 24° = 2
 Gray 0° = 3

EXAMPLE:
 R10TG Rotator with
 Acme Thread (2),
 Green Plate (1) and
 Red #16 Nozzle (16)
 = #12927-2116

DESCRIPTION	9914-8xxx R10TG Plate & Body Assembly (Specify plate & base)	9306-xxx 2TN Nozzle (Specify size: 10, 11, 12, 13, 14, 15, 16, 17, 18 or 20)	12927-xxxx R10TG Assembly w/ Body, Plate & 2TN Nozzle (Specify 1/2" or Acme Base - Acme requires adapter)	9465 Adapter (Male Acme x 3/8", 1/2" or 3/4" MNPT)	10060-xxx PVC Adapter (Male Acme x 1/2", 3/4" or 25mm Slip)	Complete R10TG with PVC Adapter	Complete R10TG with Threaded Adapter
BOX	12x12x8"		12x12x8"	13x13x16"	13x13x16"		
QTY/BOX	300		300/600	2500/2000/1500	950/700		
LBS/BOX	10		11/23	39/40/44	36/32		

NOZZLES AND ADAPTER OPTIONS

2TN NOZZLES	PART NO.	FLOW IN GPM @ 35 PSI	FLOW IN LPH @ 2.5 BAR
#10 Blue	*9306-078	1.05	242
#11 Orange	*9306-086	1.27	294
#12 Purple	*9306-094	1.50	347
#13 Yellow	*9306-102	1.78	411
#14 Green	*9306-109	2.00	463
#15 Tan	*9306-117	2.35	544
#16 Red	*9306-125	2.70	624
#17 Turquoise	*9306-133	3.08	711
#18 Gold	*9306-141	3.44	795
#20 Brown	*9306-156	4.18	966



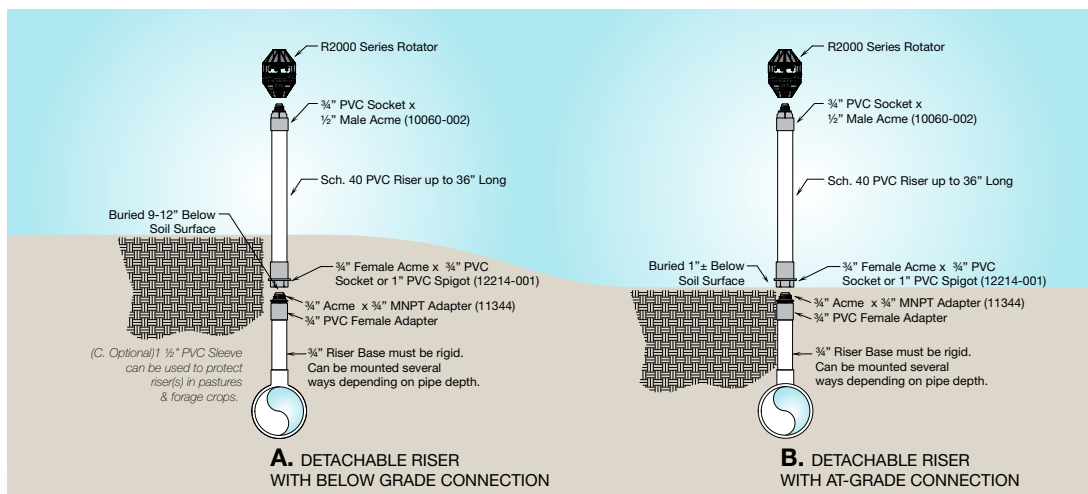
DESCRIPTION	Male Acme X PVC Socket Adapter	Male Acme X MNPT Adapter	Threaded Cap for Acme Adapter	Female Acme X 1/2" PVC Spigot	Pressure Gauge Tap Kit
PART NO.	1/2" - 10060-001 3/4" - 10060-002 25mm - 10060-003	3/8" - 9465 1/2" - 9316-002 3/4" - 9466	10615	10352	
			Connects to Acme thread and acts as a shut off cap.	Enables easy attachment to a PVC riser.	10366-001 0-60 PSI 10366-002 0-100 PSI 10366-003 0-160 PSI

QUICK-CONNECT

FITTINGS FOR DETACHABLE RISERS

WHY DETACHABLE RISERS? Solid set irrigation with Rotators is an excellent way to irrigate small and irregular shaped fields. However, the process of moving pipe in and out of the field several times a season is costly and problematic. Inexpensive yet rigid detachable risers can be quickly and easily moved out of the way of farming operations, then easily reinstalled when it is time to irrigate. Now with two sizes of Nelson ACME Adapters, growers can choose from a wide range of Rotator® Sprinkler flow ranges for their specific needs. ACME Threads allow users to rethread risers while the system is pressurized, and not cross-thread the risers. The 1/2" ACME thread is used in 10 Series and 2000 Series Rotator sprinklers. The new 3/4" ACME Thread fittings are based on the ACME Thread used in the R33. With these new 3/4" ACME Thread fittings, Detachable Risers can have higher flow rates and be taller than ever before.

- A. SHALLOW CULTIVATED CROPS REQUIRE A BURIED DETACHABLE RISER.**
- B. DETACHABLE RISERS FOR CRANBERRY AND ALFALFA PRODUCTION.**
- C. SLEEVE-PROTECTED DETACHABLE RISERS IN PASTURES & FORAGE CROPS.**



Fittings With
3/4" Female Acme Thread
(Connects to R33
Adapter 11344)



12214-001
3/4" Female Acme x 3/4" PVC Socket
or 1" PVC Spigot



12214-003
Cap, Female Acme x 3/4" PVC Socket
or 1" PVC Spigot

IRRIGATION DESIGN SOFTWARE

Overlap Pro

Overlap is an online software program (www.overlappro.com) capable of analyzing the theoretical uniformity of permanent or solid set sprinkler spacing. Select a specific sprinkler model configuration and spacing criteria, and the software will calculate the following:

- Precipitation Rate
- Christiansen's Coefficient of Uniformity (CU)
- Distribution Uniformity (DU)
- Scheduling Coefficient (SC)

Overlap also allows you to graphically depict and chart theoretical performance for comparative purposes. Please contact us for more information.



Irricad Pro

Call Factory for pricing.

Find out more — go to www.irricad.com. IRRICAD is a standalone, graphically based, computer-aided design package developed specifically for designing pressurized irrigation or water supply systems. IRRICAD is far more than a drawing package because it combines the advantages of CAD drawing with powerful hydraulic pipe sizing and network analysis techniques, and it also provides automatic selection of pipe fittings, thereby generating a complete bill of materials.

Systems can be designed to cover a full range of functions including:

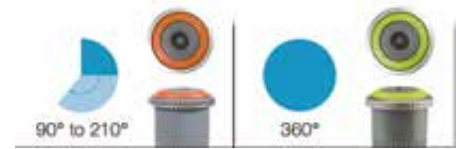
- Sprinkler/Micro sprinkler
- Drip/Drip Tape
- Nursery
- Dust Suppression
- Mainline Networks
- Stock Water Systems
- Residential/Commercial Truf
- Sports Fields/Golf Courses
- Systems Pressurized by Gravity




MP ROTATOR® SPRINKLERS

FOR TURF,
GREENHOUSE
& NURSERY


CALL FACTORY FOR PRICING — ORDER IN QUANTITIES OF 10




MP800SR 6-12' Radius
MP800SR (female thread) = 12322-1210, 12322-1360




MP1000 8-15' Radius, Stream Height @ 30 PSI = 16"
MP1000 (female thread) = 10759-1210, 10759-1270, 10759-1360
MP1000T (male thread) = 10760-1210, 10760-1270, 10760-1360




MP2000 13-21' Radius, Stream Height @ 30 PSI = 40"
MP2000 (female thread) = 10489-1210, 10489-1270, 10489-1360
MP2000T (male thread) = 10563-1210, 10563-1270, 10563-1360



MP3000 22-30' Radius, Stream Height @ 40 PSI = 79"
MP3000 (female thread) = 10661-1210, 10661-1270, 10661-1360
MP3000T (male thread) = 10662-1210, 10662-1270, 10662-1360



MP3500 31-35' Radius, MP Corner 8-15' Radius, Stream Height @ 30 PSI = 10"
MP3500 (female thread) = 11247-1210
MP Corner (female thread) = 10962-1105
MP Corner T (male thread) = 10979-1105



MP STRIPS 5X15' Pattern
MP Left Strip 11009-002, MP Side Strip 11009-001, MP Right Strip 11009-003
MP Left Strip T 11010-002, MP Side Strip T 11010-001, MP Right Strip T 11010-003

DESCRIPTION	PART NUMBER	
MP ROTATOR REPLACEMENT SCREENS		
MP800SR 90-210	12331	
MP800SR 360; MP1000/2000/Corner/Strips (white)	10515-001	
MP1000T/2000T/Corner T/Strips T (light blue)	10580-001	
MP3000 (light green)	10655	
MP3000T (tan)	10580-002	
MP ROTATOR ADJUSTMENT TOOLS, ETC.		
Arc/Radius Adjustment Tool	10562	
MP Matchstick Tool Kit (fits 1" PVC Pipe)	11081	
Pressure Gauge Adapter	10600	
MP RISER (See diagram on the right)		
MP Riser (36") - ORDER IN QUANTITIES OF 10	10959	
MP RISER COMPONENTS		
MP Rotator Acme Adapter	10594	
Stake Adapter, Acme Threaded	9677	
10mm Flexible Tubing, 100' Coil	9099-002	
(LTO) Lateral Take-Off, 10mm Compression x Barb	9774	
Fiberglass Stake, .3125" (7.9mm) x 36"	10970	
MP RISER ACCESSORIES		
1/2" Compression Adapter	10623	
Acme Shut-Off Cap	10615	
Punch Tool, Blue	9810	
Stake Installation Tool - 5/16" (8mm)	10288	

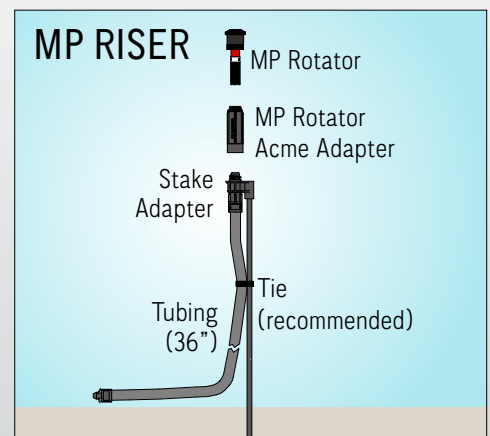
MINI REGULATOR DRAIN CHECK

See page 35. Requires 10594 MP Rotator Acme Adapter. Use 30, 40 or 50 PSI 10406-xxx (1/2" FNPT x Acme or 10407-xxx (Acme x Acme).



MINI REGULATOR

See page 35. Requires 10594 MP Rotator Acme Adapter. Use 30, 40 or 50 PSI 10020-xxx (1/2" FNPT x Acme or 10099-xxx (Acme x Acme).



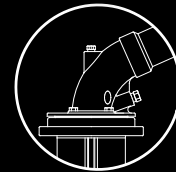
BIG GUN® SPRINKLERS / 75, 100, 150 & 200 SERIES

THE PREFERRED
CHOICE FOR TOUGH
APPLICATIONS

THE ONLY GUN FOR HOUR
AFTER HOUR, YEAR
AFTER YEAR OPERATION.

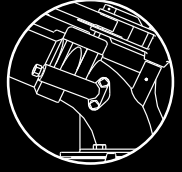
DURABLE & RELIABLE
WITH ENGINEERED
SIMPLICITY

SECONDARY
NOZZLE



Optional for F75, SR75,
F100, F150 & F200

SECONDARY NOZZLE
KIT



SR100 & SR150 (optional),
SR200 (standard)

ORIGINAL BIGGUN®

THE LEADER IN QUALITY, PERFORMANCE & SUPPORT

TO ORDER BIG GUNS SPECIFY THE FOLLOWING:

Model No., Trajectory, Connection Size & Type, Nozzle Size & Type,
Optional Coatings (Anodized or Anodized and Powder Coated).

Note: Extended lead time may be necessary for large quantities of
anodized or anodized and powder coated products. Call Factory
for Stainless Steel options.

SPECIFICATION EXAMPLE: SR100 24°, 2" FNPT, 100T-0.8"



SCAN THIS QR CODE TO GO DIRECTLY TO THE BIG GUN® SELECTOR TOOL AT NELSONIRRIGATION.COM.



	75 SERIES		100 SERIES			150 SERIES			200 SERIES	
PERFORMANCE	30-160 GPM (6.8-36.3 M ³ /H)		50-300 GPM (10-70 M ³ /H)			100-550 GPM (23-129 M ³ /H)			250-1000 GPM (55-270 M ³ /H)	
MODEL & TRAJECTORY	Full Circle F75	Part Circle SR75	Full Circle F100	Part Circle SR100	Part Circle SRA100	Full Circle F150	Part Circle SR150	Part Circle SRA150	Full Circle F200	Part Circle SR200
	21°, 24°	18°, 21°, 24°, 43°	18°, 21°, 24°, 43°	15-45° Adjustable		21°, 24°	21°, 24°, 27°, 43°	15-45° Adjustable	21°, 24°, 27°	
NOZZLE OPTIONS	Not Available		100T (Choice of 10 sizes)			150T (Choice of 8 sizes)			200T (Choice of 9 sizes)	
	TR75 (Choice of 9 sizes)		100TR (Body, Cap & Choice of 9 sizes - Aluminum or Plastic)		NA for SRNV	150TR (Body, Cap & Choice of 7 sizes)			Not Available	
	Not Available		100R (Body, Cap & 7 Rings)			150R (Body, Cap & 7 Rings)			200R (Body, Cap & 7 Rings)	
CONNECTION	1 1/2" or 2" FNPT or FBSP, ANSI/DIN, NELSON OR EURO FLANGE		2" FNPT or FBSP, 2 1/2" FNPT, ANSI/DIN, NELSON OR EURO FLANGE		2" FNPT or FBSP for SRNV	Nelson, Euro or ANSI/DIN Flange. Also, Nelson Flange to Female Adapters			Nelson, Euro or ANSI/DIN Flange (SR200 only) ALSO, NELSON FLANGE TO FEMALE ADAPTERS	

NELSON FLANGE			
ANSI/DIN COMPATIBLE FLANGE			
EURO FLANGE			

Contact Factory for industrial/effluent configurations which may be applicable when the water contains higher levels of suspended solids and/or chemicals that can be abrasive or binding in nature.

75 SERIES BIG GUN® SPRINKLERS

MODEL NO.	F75	SR75	SR75 (43')	QC-SR75	QC-F75
	Full Circle HD (21", 24')	Part Circle HD – Slow Reverse (18", 21", 24')	Environmental Ctrl – Dust Suppression Big Gun® Sprinkler	Quick Coupling SR75 with Integral QC Key	Quick Coupling F75 with Integral QC Key
BOX	32x9x12"	32x9x15"		32x9x19"	32x9x16"
LBS/BOX	18	22		32	30

75 SERIES NOZZLES & ACCESSORIES

MODEL NO.	DESCRIPTION	BOX
TR75	Individual Taper Ring Nozzle (Specify Size)	
10207	Nozzle Cap Only (Nozzle Cap is included on 75 Series Big Gun)	
10356	2" FNPT Flange	
11095	F75/F100 Wedge Kit – 12°	
11098	SR75/SR100 Wedge Kit – 12°	
3RN	Secondary Nozzle for F75/SR75 (Specify Size)	
QC100 Valve	QC Valve Assy. (2" FNPT = 8654; 3" FNPT = 8799-000; 2" FBSP = 8934; 3" FBSP = 8799-001)	12x12x8"
QC100 Valve Key	QC Valve Key (2" FNPT = 8655-001; 2" FBSP = 8655-002; 2" Nelson Flange = 8657-001)	12x12x8"



100 SERIES BIG GUN® SPRINKLERS

MODEL NO.	F100*	F100 (43)*	SR100*	SR100 (43)*	SRA100*	SRNV100E	SRNV100H	QC-SR100	QC-F100
	Full Circle (18", 21", 24')	Environmental Control – Dust Suppression Big Gun® Sprinkler	Part Circle – Slow Reverse (18", 21", 24')	Environmental Control – Dust Suppression Big Gun® Sprinkler	Part Circle – Slow Reverse, Adjustable Traj.	SR100 Nozzle Valve w/Solenoid (110V or 24V) (18")	SR100 Nozzle Valve without Solenoid	Quick Coupling SR100 with Integral QC Key	Quick Coupling F100 with Integral QC Key
BOX	32x9x12"		32x9x15"		32x9x15"	32x9x15"	32x9x15"	32x9x19"	32x9x16"
LBS/BOX	20		26		24	36	35	36	34

*Contact Factory for availability of anodized and anodized & powder coated options. Contact Factory for special "vaneless" waste-water options.

75 & 100 SERIES ACCESSORIES



DESCRIPTION	Ring Nozzle (100)	Taper bore Nozzle (100)	Taper/Ring Nozzle (75 & 100)	QC100 Valve	QC100 Valve Key	2" FNPT Flange
PART NO.	6749	9309-xxx	9257-xxx	See above.	See above.	10356
	Designed to give the greatest stream diffusion. Comes in a set of rings which cover the whole flow range.	Offers greatest flow capacity and least stream diffusion resulting in best air penetration and longest throw.	Useful when flow rate may need to change and a good throw distance is demanded. Sold individually.	Quick connect makes portable Big Gun® irrigation fast and easy. For 75 and 100 Series Big Guns.	QC Valve Key, Specify 2" FNPT or Nelson Flanged Outlet. For 75 and 100 Series Big Guns.	Lower Flange for Valve/ Gun Combo. See page 58.

100 SERIES NOZZLES & ACCESSORIES

MODEL NO.	DESCRIPTION	LBS/BOX	BOX
100T	Taper Bore Nozzle (Specify Size)	1/2	
100R	Ring Nozzle Set (6749) – Cap, Body & 7 Rings	1	
7872	Ring Nozzle Cap Only (Use only with 100R)	1/2	
9956-001	Ring or Taper Ring Nozzle Body Only (Use w/100R, 100TR)	1	
6847	Set of 7 Rings Only	1/2	
R100	Individual Ring Only (Specify Size)	1/2	
100TR	Taper Ring Nozzle Set – Cap, Body, Taper Ring (Specify Size)	1	
6745	Taper Ring Nozzle Cap Only (Use only with 100TR)	1/2	
9956-001	Ring or Taper Ring Nozzle Body Only, (Use w/100R, 100TR)	1	
TR100	Individual Taper Ring Only (Specify Size)	1/2	
12700	New! Plastic 100 Taper Ring Cap & Body Assembly		
12469	New! Plastic 100 Taper Ring Cap		
12782	New! Plastic 100 Taper Ring Body		
12470-xxx	New! Plastic 100 Taper Ring Nozzles (12.7 mm-24 mm)		
3RN	Secondary Nozzle for F100 (Specify Size)		
9724	Secondary Nozzle Kit for SR100/SR150 (5/16" & 7/32" 3RN Nozzles Included)		
QC100 Valve	QC Valve Assy. (2" FNPT = 8654; 3" FNPT = 8799-000; 2" FBSP = 8394; 3" FBSP = 8799-001)	11	12x12x8"
QC100 Valve Key	QC Valve Key (2" FNPT = 8655-001; 2" FBSP = 8655-002; 2" Nelson Flange = 8657-001)	11	12x12x8"
9857	SR100 LPV Kit (Low Pressure Drive Vane)	2	
10356	2" FNPT Flange		
100CBK	Counterbalance Kit – SR Models Only	19	
600V Vane	Stream Straightener Vane (6671) – 6" Long, Fits Inside 2" Sch. 40 Pipe		
11095	F75/F100 Wedge Kit – 12°		
11098	SR75/SR100 Wedge Kit – 12°		



SPECIAL COATING OPTIONS
CONTACT FACTORY FOR AVAILABILITY OF ANODIZED
AND ANODIZED & POWDER COATED OPTIONS.



DESCRIPTION	Wedge Kit		Secondary Nozzle Kit (SR100/SR150)	SR100 Low Pressure Drive Vane	Counter-Balance Kit	Stream Straightener Vane	Heavy-Duty Bearing Assy
PART NO.	11095	11098	9724	9857	8386	6671	See page 52.
F75/F100 Wedge Kit –12°	SR75/SR100 Wedge Kit –12°	Used to apply water in-close. Not desirable when used on travelers, but may be desirable in solid set. 5/16" & 7/32" 3RN nozzle included.	Increases drive at low pressures.	Helps balance the Big Gun on severely sloping terrain. Allows for even rotation and minimizes brake variations.	6" long, fits inside 2" Sch. 40 pipe and helps reduce stream turbulence and increases throw radius of sprinkler.	Heavy-duty bearing standard on all Big Gun sprinklers.	

150 SERIES BIG GUN® SPRINKLERS

MODEL NO.	F150*	SR150*	SR150 (43)*	SRA150**	F150SS	SR150SS
	Full Circle HD Flanged Conn. (21", 24")	Part Circle HD Slow Reverse Flanged Conn. (18", 21", 24")	Environmental Control – Dust Suppression Big Gun® Sprinkler	Part Circle – Slow Reverse, Flanged Connection, Adj. Traj. (15-45°)	Full Circle – Flanged Conn., Stainless Steel (includes nozzle)	Part Circle – Slow Reverse, Flanged Conn., Stainless Steel (includes nozzle)
BOX	43x10x15"	43x10x15"	43x10x15"	43x10x15"	43x10x15"	43x10x15"
LBS/BOX	36	42		44		

*Contact Factory for availability of anodized and anodized & powder coated options. **Limited availability. Please contact the Nelson factory before ordering. Contact Factory for special "vaneless" waste-water options.

150 SERIES NOZZLES & ACCESSORIES

MODEL NO.	DESCRIPTION	LBS/BOX
150T	Taper Bore Nozzle (Specify Size)	1
150R	Ring Nozzle Set (6790) – Cap, Body & 7 Rings	2
9773	Ring/Taper Ring Nozzle Body Only	2
6286	Ring/Taper Ring Nozzle Cap Only	1
9418	Ring/Taper Ring Body & Cap Assembly	
6846	Set of 7 Rings Only	1/2
R150	Individual Ring Only (Specify Size)	1/2
150TR	Taper Ring Nozzle Set – Cap, Body, Taper Ring (Specify Size)	2
TR150	Individual Taper Ring Only (Specify Size)	1/2
9773	Ring/Taper Ring Nozzle Body Only	2
6286	Ring/Taper Ring Nozzle Cap Only	1
9418	Ring/Taper Ring Body & Cap Assembly	
12701	New! Plastic 150 Taper Ring Cap & Body Assembly	
12467	New! Plastic 150 Taper Ring Cap	
12781	New! Plastic 150 Taper Ring Body	
12468-0xx	New! Plastic 150 Taper Ring Nozzles (21 mm-34 mm)	
7RN	Secondary Nozzle for F150 (Specify Size)	
9724	Secondary Nozzle Kit for SR100/SR150 (5/16" & 7/32" 3RN Nozzles Included)	
QC150 Valve	New! QC Valve Assy. (3" FNPT = 11691-001; 3" FBSP = 11691-002)	
QC150 Valve Key	New! QC Valve Key, (3" Nelson Flange = 11692)	
150/200FI	Nelson Flange to Female Adapter, Cast Iron (3" or 3.5", Specify Thread)*	6
150/200FI	Nelson Flange to Female Adapter, Cast Iron (4")*	6
150CBK	Counterbalance Kit	30
6843	Stream Straightener Vane – 9" Long, Fits Inside 3" Sch. 40 Pipe	
11358	F150 Wedge Kit – 12°	
11359	SR150 Wedge Kit – 12°	

*See 150/200 Flange Adapter to Female Adapter page 51. 3" FNPT (*8403-001); 3.5" FNPT (*6621-000); 3" BSP (*6621-001); 4" (*9127). Contact Factory for availability of anodized & powder coated options.



ACCESSORIES

DESCRIPTION	Ring Nozzle (150 & 200)	Taper Bore Nozzle (150 & 200)	Taper/Ring Nozzle (150)	New! Plastic Taper/Ring Nozzle (150)	Secondary Nozzle Kit (SR100/SR150)	QC Valve & Key
						
	Designed to give the greatest stream diffusion. Comes in a set of rings which cover the whole flow range.	Offers greatest flow capacity and least stream diffusion resulting in best air penetration and longest throw.	Useful when flow rate may need to change and a good throw distance is demanded. Sold individually.	New! Plastic TR also available for 100 Series. Order Cap, Body or Cap & Body + Nozzle(s)	9724 – Used to apply water in-close. Not desirable when used on travelers, but may be desirable in solid set. 5/16" & 7/32" 3RN nozzle included.	Quick connect makes portable Big Gun® irrigation fast and easy. QC150 Key fits Nelson Flanged Outlet.

200 SERIES BIG GUN® SPRINKLERS

MODEL NO.	F200*	SR200*
	Full Circle, Nelson Flange (21", 24", 27")	Part Circle — Slow Reverse, HD Bearing, Flanged Connection
BOX	55x13x18"	55x13x18"
LBS/BOX	48	70

*Contact Factory for availability of anodized and anodized & powder coated options. Coating options not available for F200.

200 SERIES NOZZLES & ACCESSORIES

MODEL NO.	DESCRIPTION	LBS/BOX
200T	Taper Bore Nozzle (Specify Size)	2
200R	Ring Nozzle Set (6789) — Cap, Body & 7 Rings	3
9972-001	Ring Nozzle Body Only	2
6026	Ring Nozzle Cap Only	1
6845	Set of 7 Rings Only	1/2
R200	Individual Ring Only (Specify Size)	1/2
7RN	Secondary Nozzle for F200/SR200 (Specify Size)	
150/200FI	Nelson Flange to Female Adapter, Cast Iron (3" or 3.5", Specify Thread)*	6
150/200FI	Nelson Flange to Female Adapter, Cast Iron (4")*	6
200CBK	Counterbalance Kit	
9425	Manure Kit/Large Nozzle Kit (for manure and/or nozzles 1.75+)	
10565	ANSI x Nelson Flange Adapter (F200 only)	
12807	ANSI x Nelson Flange Adapter Kit (F200 only) - See below	
6843	Stream Straightener Vane — 9" Long, Fits Inside 3" Sch. 40 Pipe	
11138	SR200 Wedge Kit — 12"	

*See 150/200 Flange Adapter to Female Adapter below. 3" FNPT (*8403-001); 3.5" FNPT (*6621-000); 3" BSP (*6621-001); 4" (*9127). Contact Factory for availability of anodized & power coated options.



150/200 Nelson Flange to Female Adapter



Stream Straightener Vane



Wedge Kit



Manure Kit



ANSI x Nelson Flange Adapter Kit (F200 only)



Counter Balance Kit (150 & 200)

DESCRIPTION	Wedge Kit			Manure Kit	ANSI x Nelson Flange Adapter Kit (F200 only)	Counter Balance Kit (150 & 200)		
PART NO.	See above.			6843	9425	12807		
	Nelson Flange to Female Adapter joined with bolts (bolts and gasket come with Big Gun)			9" long, fits inside 3" Sch. 40 pipe and helps reduce stream turbulence and increases throw radius of sprinkler.	Increases the angle of trajectory.	Increases rotation speed when larger nozzles used. Useful when pumping slurries with dense matter.	Kit includes 10565 ANSI x Nelson Flange Adapter, 9130 Gasket and (6) 12105 Screws	Helps balance the Big Gun on severely sloping terrain. Allows for even rotation and minimizes brake variations.



BEARING ASSEMBLIES (See MNPL for pricing.)

MODEL NO.	PART NUMBER	DESCRIPTION
F75/F100	7862	Nelson Flange F100
F75/F100	7863	2" FNPT F100
F75/F100	7864	2.5" FNPT F100
F75/F100	7865	2" FBSP F100
F75/F100	10380-007	1.5" FNPT F75HD
F75/F100	10380-010	1.5" FBSP F75HD
F100	7863-001	2" FNPT F100 ANODIZED
F100	9814-003	ANSI/DIN/Euro Flange F100
SR75/SR100	7273	2" FNPT SR100
SR75/SR100	7277	2.5" FNPT SR100
SR75/SR100	7292	2" FBSP SR100
SR75/SR100	7753	Nelson Flange SR100
SR75/SR100	9814	ANSI/DIN/Euro Flange SR100
SR75/SR100	10380-001	1.5" FNPT SR75HD
SR75/SR100	10380-004	1.5" FBSP SR75HD
SRNV100	7950	2" FNPT SRNV100
SRNV100	7952	2" FBSP SRNV100
F150/SRA150/SR150	8458	Nelson/Euro Flange HD150
F150/SRA150/SR150	10323-001	3" ANSI/DIN Flange HD150
SR200	9114-000	Nelson Flange SR200
SR200	9114-001	Euro Flange SR200
SR200	9114-003	4" ANSI Flange SR200

BIG GUN® SERVICE KITS (SEE PAGE 53)


PART NUMBER	DESCRIPTION
11090	SR75 Drive Arm Service Kit
12011	HD100 Service Kit
12573	Complete SR100 Service Kit - Includes: 9822, 12011, 12804, 12805 plus 8231 SR100 Drive Vane and Labels
12804	SR100/SR150 Trip Lever Service Kit
12805	SR100/SR150 Shift Lever Service Kit
9822	SR100/SR150 Drive Arm & Counterweight Service Kit
12736	Complete SR150 Service Kit - Includes: 9822, 12737, 12804, 12805, plus 8354 SR150 Drive Vane & Labels
12737	HD150 Service Kit



R75M DEBRIS SWEEPER FOR MINING & DAIRY APPLICATIONS

PART NUMBER	DESCRIPTION
12699-001	Inverted R75M with 1 1/4" MNPT

IMPACT SPRINKLERS



12804



12805



9822



12736



12737




MODEL NO.	P65M	P85AS	P85A	P85
	1" Male Part Circle with anti back-splash arm and diffuser pin (includes 7V)	1 1/4" Male Part Circle with single nozzle 18" (includes 8V)	1 1/4" Male Part Circle with double nozzle 18" (includes 8V and 2 plugs)	1 1/4" Male Part Circle with double nozzle 24" (includes 8V, no plugs - specify if needed)
BOX	12x12x10"	12x12x4"	12x12x4"	
LBS/BOX	14	8	8	
QTY/BOX	4	1	1	


MODEL NO.	DESCRIPTION
8ADN	Adjustable Diffuser (including Nozzle)
8DN	Diffuser Assembly (not including Nozzle)
SH-125	1 1/4" MNPT x 1 1/2" MNPT Swivel Hose
7RN	Drive Nozzle F70A, F70, & P65M, Secondary for 150 & 200 Series Big Gun
8DRN	Drive Nozzle F80A, F80, P85A, P85AS, and P85
7V Vane	Stream Straightener Vane for F70 and F70A Series, P65 Series
8V Vane	Stream Straightener Vane for all 80 and 85 Series
3FCN	Flow Control Nozzle 3/4" Sprinklers
8DRN	Drive Nozzle F80A, F80, P85A, P85AS, and P85
3RN Plug	Brass Secondary Nozzle Plug for F70A, F80A, 100 Series Gun, P85 and F44AAB

CONTROL YOU CAN COUNT ON SEASON AFTER SEASON

INTERNAL CAGE



CLOSED — UPSTREAM WATER IS APPLIED TO THE OUTER SLEEVE CHAMBER, THE SLEEVE BECOMES HYDRAULICALLY BALANCED AND THE FLOW PASSAGE IS CLOSED OFF BY THE SLEEVE PRESSING AGAINST THE CENTER SEAT.



OPEN — WATER PRESSURE IS RELIEVED FROM THE SLEEVE CHAMBER, ALLOWING THE VALVE TO OPEN.

SEE PAGE 58 FOR GUN/VALVE COMBO / MOUNT AN ANSI FLANGED BIG GUN® DIRECTLY ONTO AN 800 SERIES CONTROL VALVE FOR END OF PIVOT OR SOLID SET APPLICATIONS.



MANUAL ON-OFF

ALL 800 SERIES VALVES (EXCEPT 800P) ARE EQUIPPED WITH A 3-WAY MANUAL ON-OFF SELECTOR VALVE.



ELECTRIC ON-OFF

ADD A SOLENOID FOR ELECTRIC ON-OFF CAPABILITY.

VALVE HOUSING (GALVANIZED STEEL FOR 6" & 8" AND ANODIZED ALUMINUM FOR 2", 3", & 4")

PLASTIC CENTER BARRIER

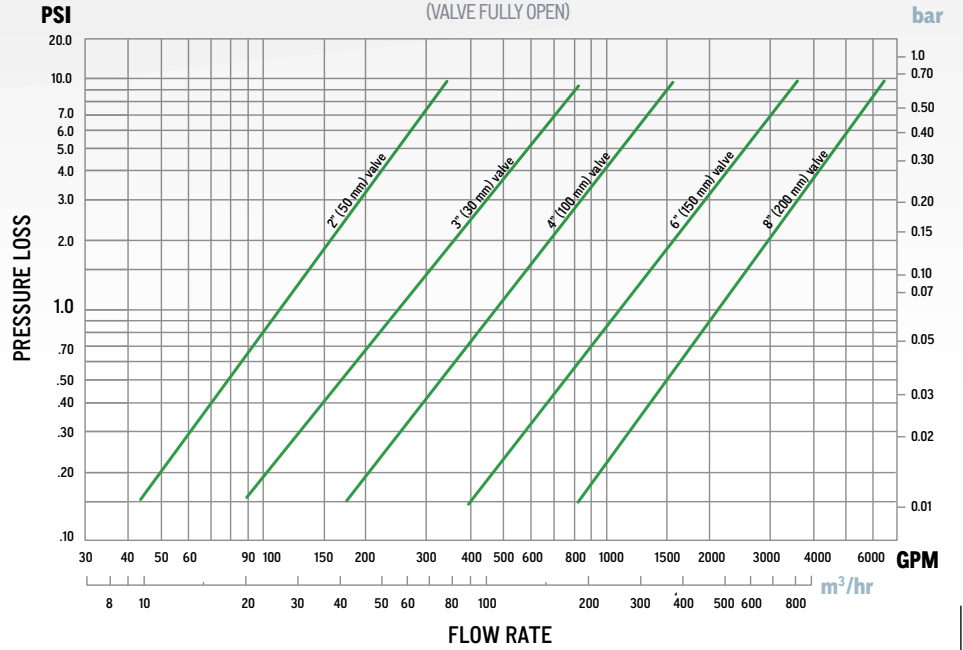
STAINLESS STEEL CENTER STUD

CAGE

SLEEVE (SPECIAL NATURAL RUBBER)

800 SERIES CONTROL VALVES PRESSURE LOSS DATA

(VALVE FULLY OPEN)



AS A HYDRAULICALLY OPERATED SLEEVE-TYPE VALVE, THE 800 SERIES CONTROL VALVE IS DESIGNED FOR VERSATILITY. THE BASIC BODY CAN BE EQUIPPED WITH SEVERAL DIFFERENT OPTIONS FOR CONTROLLING PRESSURE AND FLOW. IT'S ALSO ENGINEERED FOR EXTREMELY HIGH EFFICIENCY, RESULTING IN LOW PRESSURE LOSS AND HIGH FLOW CAPACITY.



PRESSURE CONTROL

THE PRESSURE CONTROL REGULATOR ("REDUCING" FOR DOWNSTREAM, "SUSTAINING" FOR UPSTREAM) DIRECTS WATER FLOW WHICH POSITIONS THE SLEEVE DURING OPERATION.

RATE-OF-FLOW

ADD THE RATE-OF-FLOW (MODEL D18) CONTROL TO REGULATE THE FLOW RATE DURING SYSTEM START-UP.

800 SERIES - 2" & 3" VALVES

To Order: Specify 800 Series Control Valve and Select From Each Letter Option. Any item in section D, E & H can be ordered separately as a Kit. Specify the option letter and number (example "E23" for a 9/12V, 3/64" Solenoid Kit).

BASE VALVE			ACCESSORIES			
A	B	C	D		E	H
VALVE MATERIAL/SIZE	CONNECTION STYLE & HARDWARE	OPERATING PRESSURE	PRESSURE/FLOW CONTROL		ON/OFF MODE	FILTER
ALUMINUM A2" A3"	WAFER STYLE B9 (No studs) Includes Manual Selector & Mounting Bracket Kits B10 (4 studs, 8 nuts) Includes Manual Selector & Mounting Bracket Kits	C1 10-50 PSI C2 30-200 PSI C3 18-80 PSI	NONE D01 REDUCING 5-30 PSI D11 (Brass) D21 (Plastic 2") D31 (Plastic 3") 5-60 PSI D12 (Brass) D22 (Plastic 2") D32 (Plastic 3") 10-120 PSI D13 (Brass) D23 (Plastic 2") D33 (Plastic 3") SUSTAINING 5-60 PSI D15 (Brass) D25 (Plastic 2") D35 (Plastic 3") 10-120 PSI D16 (Brass) D26 (Plastic 2") D36 (Plastic 3")	RATE-OF-FLOW D18 Specify flow rate & pipe size SLEEVE EXHAUST D06 30 psi D06-1 10 psi SHUTTLE CHECK D07 (Must also order solenoid or pressure control)	MANUAL E01 (No Solenoid) ELECTRIC SOLENOID DC (voltage, orifice diam.) E21 (12V, 1/16") E34 (24V, 3/64") DC LATCHING E23 (9/12V, 3/64") E29 (12-40 V, 5/64") AC (voltage, orifice diam.) E43 (24V, 3/64") E46 (24V, 1/16") E50 (120V, 1/16") E53 (110V, 1/16")	H2 External H3* Internal for 2" & 3"
	CAST IRON A2" A3"	THREADED B3 (Specify NPT or BSP) Includes Manual Selector & Mounting Bracket Kits VICTAULIC B6 Includes Manual Selector & Mounting Bracket Kits				

4", 6" & 8" VALVES

SAMPLE ORDER: A6" B5 C2 D03 E40 H3. This configuration represents a 6" valve with wafer style connection (studs & nuts included), 30 to 200 PSI pressure rating, pressure reducing (10 - 120 PSI) control package with a 24VAC 1/16" solenoid, and an internal filter.

BASE VALVE			ACCESSORIES		
A	B	C	D	E	H
VALVE MATERIAL/SIZE	CONNECTION STYLE & HARDWARE	OPERATING PRESSURE	PRESSURE/FLOW CONTROL	ON/OFF MODE	FILTER
ALUMINUM A4"	WAFER STYLE B9 (No studs) Includes Manual Selector & Mounting Bracket Kits B10 (8 studs, 16 nuts) Includes Manual Selector & Mounting Bracket Kits B23 (No studs) 4 x 6" Flange Adapters – Includes Manual Selector & Mounting Bracket Kits B24 (8 studs, 16 nuts) 4 x 6" Flange Adapters w/ Stud Kit – Includes Manual Selector & Mounting Bracket Kits	C1 10-50 PSI C2 30-200 PSI C3 18-80 PSI	NONE D01 REDUCING large body pilot D02 (5-50 psi) D03 (10-120 psi) D04 (25-200 psi) SUSTAINING large body pilot D05 (25-200 psi) D08 (10-120 psi) D09 (5-50 psi) RATE-OF-FLOW D18 Specify flow rate & pipe size SLEEVE EXHAUST D06 30 psi D06-1 10 psi SHUTTLE CHECK D07 (Brass) (Must also order solenoid or sustaining control)	MANUAL E01 (No Solenoid) ELECTRIC SOLENOID DC (voltage, orifice diam.) E21 (12V, 1/16") E30 (24V, 1/16") DC LATCHING E29 (12-40 V, 5/64") AC (voltage, orifice diam.) E40 (24V, 1/16", 0.15A) E41 (24V, 1/16", 1.1A) E46 (24V, 1/16", 0.8A) E50 (120V, 1/16") E52 (120V, 1/8") (6 & 8" only)	H2 External H3 Internal for 4", 6", 8"

BIG GUN® VALVE COMBOS

Mount an 800 Series Control Valve directly to a Big Gun® Sprinkler with an ANSI base. For control of a pivot end gun with booster pump, use the 2" 800P Valve (D, E, H accessories not needed). For solid set applications, add a filter, solenoid and/or pressure control to your valve.

BASE VALVE			ACCESSORIES		
A	B	C	D	E	H
VALVE MATERIAL/SIZE	CONNECTION STYLE & HARDWARE	OPERATING PRESSURE	PRESSURE/FLOW CONTROL	ON/OFF MODE	FILTER
ALUMINUM A2"	800P-2" PIVOT END GUN B12 (No studs) B11 (4 studs, 4 nuts) See chart in upper right for hardware included	C2 30-200 PSI C3 18-80 PSI			
ALUMINUM A2" A3" A4"	SOLID SET BIG GUN VALVE B17 2" & 3" Valve (4 studs, 4 nuts) 4" Valve (8 studs, 8 nuts) See chart in upper right for hardware included	C2 30-200 PSI C3 18-80 PSI	NONE D01 REDUCING 10-120 PSI D13 (Brass) D23 (Plastic 2") D33 (Plastic 3") D03 (Brass 4")	MANUAL E01 (No Solenoid) ELECTRIC SOLENOID DC LATCHING (voltage, orifice diam.) E29 (12-40 V, 5/64") AC (voltage, orifice diam.) E46 (24V, 1/16")	H2 External H3* Internal for 2" & 3" H3 Internal for 4"
CAST IRON A4"	SOLID SET BIG GUN VALVE B18 (8 studs, 8 nuts) See chart above				

58

800P - 2" PIVOT END GUN CONTROL VALVE
Example: A2B11C3

SOLID SET BIG GUN® VALVE
Example: A4B18C2D01E01H3

INCLUDED HARDWARE



	3-way manual on/off selector kit (8980)	Mounting bracket kit (2" - 9189) (+3" - 8924)	Rubber drain/plug	Ball drain/vent (10753)
FOR B11/B12 2" PIVOT END GUN CONTROL VALVE	—	—	(1) 9800 UPSTREAM (1) 9800-100 DOWNSTREAM	INCLUDED W/ BASE VALVE
FOR B17/B18 SOLID SET BIG GUN VALVE	INCLUDED W/ BASE VALVE	INCLUDED W/ BASE VALVE	(1) 9800-100 DOWNSTREAM	—

SOLENOIDS & VALVE ACCESSORIES

3-Way Solenoid Specifications (For Electric On-Off choose from DC, DC Latching or AC Solenoids.)

MODEL #	MANUFACTURER	PART NUMBERS			VOLTAGE ¹	RECOMM. VALVE SIZE	IN-RUSH AMPS	HOLDING AMPS	RESISTANCE (OHM)	WATTS	INLET ORIFICE		ELECTRICAL CONNECTION	MAX. PRESSURE
		KIT	COIL +BASE	COIL										
E21	PARKER	8925-001	7510-001	7510-101	12 VDC	-	-	0.6	20	8	1.6 mm	1/16"	1/2" FNPT w/ Leads	175 psi
E23	BACCARA	8925-035	7510-052	7510-152	9/12 VDC Lat	2" & 3"	-	-	4.2	3	1.2 mm	3/64"	>12" Leads	175 psi
E29		8925-029	7510-029	NA	12-40 VDC Lat	-	-	-	-	-	2 mm	5/64"	47" Leads	175 psi
E30	PARKER	8925-002	7510-002	7510-102	24 VDC	4", 6", & 8"	-	0.3	83	8	1.6 mm	1/16"	1/2" FNPT w/ Leads	175 psi
E34	BACCARA	8925-037	7510-054	7510-154	24 VDC	2" & 3"	0.125	0.125	119	3	1.2 mm	3/64"	>12" Leads	175 psi
E40	GEM-SOL	8925-043	7510-015	7510-115	24 VAC	4", 6", & 8"	0.15	0.15	diode ²	2.5	1.6 mm	1/16"	1/2" FNPT Plug-In	175 psi
E41	PARKER	8925-003	7510-003	7510-103	24 VAC	4", 6", & 8"	1.1	0.65	7.8	8	1.6 mm	1/16"	1/2" FNPT w/ Leads	175 psi
E43	BACCARA	8925-033	7510-050	7510-150	24 VAC	2" & 3"	0.125	0.125	diode ²	3	1.2 mm	3/64"	>12" Leads	175 psi
E46	GEM-SOL	8925-044	7510-016	7510-116	24 VAC	-	0.8	0.43	9	5.5	1.6 mm	1/16"	1/2" FNPT Plug-In	175 psi
E50	PARKER	8925-004	7510-004	7510-104	120 VAC	2", 3", 4", 6", & 8"	0.2	0.1	184	8	1.6 mm	1/16"	1/2" FNPT w/ Leads	175 psi
E52	PARKER	8925-024	7510-033	7510-133	120 VAC	6" & 8"	0.7	0.3	27	17	3.2 mm	1/8"	1/2" FNPT w/ Leads	175 psi
E53	GEM-SOL	8925-045	7510-051	7510-151	110 VAC	2" & 3"	0.15	0.11	230	5.5	1.6 mm	1/16"	1/2" FNPT Plug-In	175 psi

NOTES: "Lat" = Latch. The solenoid contains a magnet which holds the coil in the open/closed position, such that a constant current is not required, as in the case of non-latching solenoids. If the solenoid contains a diode, the resistance reading obtained using a voltmeter will be inaccurate (extremely high). This is because a diode acts like a check valve that only opens when a sufficient amount of "pressure" (voltage) is present.



Two male quick connect fittings are recommended with reducing or sustaining functions.



DESCRIPTION	4" Valve x 6" Flange Adapter Kit	6" Valve x 8" Flange Adapter Kit	Gauge	Male QC Fitting	Female QC Fitting	Gauge & Fittings Kit*	1/4" Valve Stem	Lock-on Gauge Chuck for 1/4" Valve Stem	Window + Controller w/ 12/24 VDC Lat.
PART NO.	11433 11433-001 (w/6" stud kit)	12225 12225-001 (w/8" stud kit)	8968-xxx (Specify Range: 0-60 PSI = -002; 0-100 PSI = -003; 0-160 PSI = -004; 0-200 PSI = -005)	9498	9438-002	10105-xxx	10104	10103	E33-1 for 2, 3" E20-1 for 4, 6, 8"

*Includes 2 Valve Stems & 1 lock-on chuck

ACV200 AIR CONTROL VALVE


9672-004 (BSP); 9672-003 (NPT)

For air relief, vacuum air relief, and continuous air release under pressure.

- » Pump start-up high capacity air venting
- » Pump shut-off vacuum relief
- » Filter backflush
- » Vent at high points
- » Continuous air release during system operation

IMPROVED DESIGN

REINFORCED SEAL PREVENTS MISALIGNMENT



IMPROVED AIR SEPARATION TO REDUCE DRIPS DURING AIR RELEASE

60

NEW MATERIAL RESISTANT TO PUMP LUBRICANTS

2" (50 mm) ACV



2" & 3" 1000 SERIES CONTROL VALVES

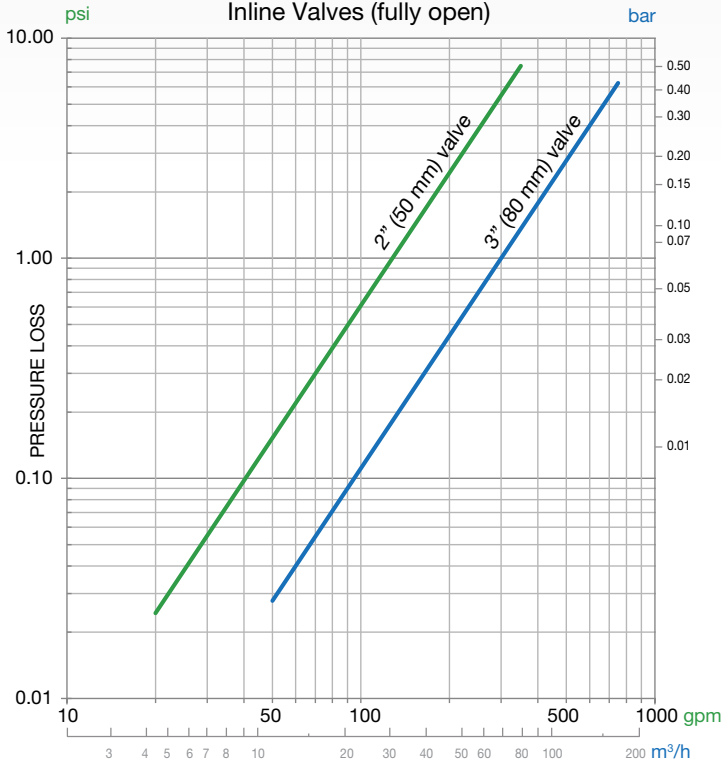


DESIGNED FOR ULTIMATE FLEXIBILITY & TOUGH JOBS

THE 1000 SERIES IS GEARED TO HANDLE TOUGH AGRICULTURAL ENVIRONMENTS



Pressure Loss Data for 2" & 3" 1000 Series Inline Valves (fully open)



	Cv (gpm @ 1 psi loss)	Kv (gpm @ 1 psi loss)
2" (50 mm)	128	113
3" (80 mm)	300	259

Pressure Loss (psi)	Flow (gpm) ² = Cv ²
1	128
4	256
16	512
64	1024

Pressure Loss (bar)	Flow (m³/h) ² = Kv ²
0.1	113
0.4	226
1.6	452
6.4	904

2" VALVE FLEX CONNECTIONS

THREADED
1.25", 1.5",
2" FNPT, &
1.5", 2" FBSP



3" OD SPLINE
(CERTA-SET)



2" & 3"
VICTAULIC



FLANGED CONNECTIONS

2" METAL
ANSI FLANGE
(FNPT)



2" VALVE X 3"
FLANGE ADAPTER
& 3" VALVE X 4"
FLANGE ADAPTER



2", 3" & 4"
NELSON FLANGE
PVC SOCKET HUB



3" VALVE

3" VICTAULIC



SAVE WATER, SAVE ENERGY

- » Higher flow capacity & lower friction loss — better than any other valve on the market.
- » More precise, more stable pressure regulation over a wider range of flow.
- » Pressure regulation with minimal pressure differential required across the valve.



APPLICATIONS

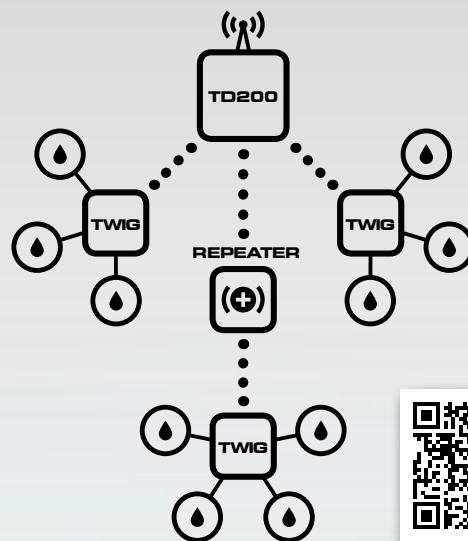
- » Zone control for sprinkler or drip irrigated row crops, nursery crops, orchards and vineyards.
- » Place valve under Big Gun® for solid set irrigation, end of pivot solutions and a variety of environmental controls including fire suppression, dust suppression and cooling.

twig

WIRELESS CONTROLS

Save labor, energy, and water.

Improve crop yield and grade.



Irrigation Automation

The Nelson TWIG Wireless Control System consists of a TD200 Controller capable of controlling up to 100 TWIGs in a programmed sequence. The TWIGs are located in the field on solenoid operated valves. The system operates like a conventional hard-wired automated irrigation system except the underground wires have been eliminated and replaced by two-way wireless radio signals between the TD200 and the TWIGs. The TD200 and the TWIGs that it controls are referred to as a "network". The TWIG system operates in the 900 MHz range and does not require a license.

TD200 CONTROLLER

- » Easy to learn. Easy to use.
- » Controls up to 100 TWIGs and 200 valves, individually or in groups, to handle very large systems.
- » Reliable, two-way data transfer every 20 seconds.
- » Multiple start times with multiple irrigation programs, easy to set up and use.
- » Irrigation events and water meter readings can be data logged.
- » Optional power sources: 110 Volt AC, or 12 volt DC battery with solar charger.
- » Reads actual battery and radio signal strength of each TWIG in the network.
- » TD200 has a factory assigned "network I.D." that is the network that the TWIGs will join.

TD200 CONTROLLER





TWIG (VALVE CONTROL)

- » Turns low voltage DC latching solenoids on and off at the command of the TD200 controller
- » Proprietary “Nelson” high powered radio. Adjustable between 902 and 924 MHz.
- » Three TWIGs available:
 - TWIG-1. Operates one solenoid.
 - TWIG-2. Operates two solenoids, independently.
 - TWIG-4. Operates up to 4 solenoids, independently.
- » Power source: Two D-cell batteries, good for one irrigation season — shipped with TWIG.
- » Utilizes a proprietary “deep sleep” cycle technique to minimize power consumption.
- » Two antenna options:
 - Dual internal antennas (standard). Provides diversity for better reception, and protection from damage. Use where line of site is optimal.
 - External antenna (optional). Use to improve signal reception when TWIG does not have good line-of-sight, and to extend range of communication.
- » The TWIG is packaged in a rugged, field ready water resistant box. Ag tough!
- » Joining a TWIG to a network is effortless and quick, either on setup of a new system, or the addition of a new TWIG to an existing network.
- » TWIG is capable of running a manual solenoid test to check solenoid.
- » Each TWIG has a factory assigned ID #.

TWIG REPEATER

When blind spots or poor communications occur in a network due to vegetation, topography or excessive distances, a repeater can be installed in the network to facilitate communications. The Repeater greatly extends the range of the network and can bridge obstacles that might otherwise block communications.

- » Automatically directs the radio signal where the signal strength is greatest, i.e. either directs between the TD200 and the TWIG, or through the Repeater.
- » A TWIG network may contain up to 9 repeaters.
- » Optional Power Sources: 110 Volt AC or 12 Volt DC battery with solar panel.
- » TWIG Repeaters require an external antenna.



TWIG CONTACT

The TWIG Contact contains 4 latching contacts, incorporated into a TWIG radio receiver. The TD200 has the ability to communicate with the TWIG Contact to open and close the contacts in order to turn devices on and off.

Optional Power Sources:
110 Volt AC; 12 Volt DC battery;
or 2 D-Cell batteries.

- » Requires an external antenna.
- » Contacts rated to one amp maximum current.



**PRECISION IRRIGATION:
WATER WHEN YOU NEED IT ...
EXACTLY THE RIGHT AMOUNT.**

IMAGINED, ENGINEERED & MANUFACTURED WITH INTENT

NELSON IRRIGATION CORPORATION IS FULLY COMMITTED TO IMPROVING AGRICULTURAL IRRIGATION. WE BELIEVE IN OUR PEOPLE & OUR PRODUCTS AND WE CONTINUE TO INVEST IN STATE-OF-THE-ART MANUFACTURING PROCESSES TO ENSURE YOU RECEIVE THE MOST EFFECTIVE WATER APPLICATION SOLUTION POSSIBLE.



848 Airport Road, Walla Walla, Washington 99362 U.S.A.

Tel: +1 509.525.7660 / Fax: +1 509.525.7907

info@nelsonirrigation.com / nelsonirrigation.com

WARRANTY & DISCLAIMER: Nelson Irrigation products are warranted for one year from the date of original sale to be free of defective material and workmanship when used within the working specifications for which the product was designed and under normal use and service. The manufacturer assumes no responsibility for installation, removal or unauthorized repair of defective parts and the manufacturer will not be liable for any crop or other consequential damages resulting from any defects or breach of warranty. THIS WARRANTY IS EXPRESSLY IN LIEU OF ALL OTHER WARRANTIES, EXPRESS OR IMPLIED, INCLUDING THE WARRANTIES OF MERCHANTABILITY AND FITNESS FOR PARTICULAR PURPOSES AND OF ALL OTHER OBLIGATIONS OR LIABILITIES OF MANUFACTURER. No agent, employee or representative of the manufacturer has authority to waive, alter or add to the provisions of this warranty nor to make any representations or warranty not contained herein.

Big Gun, GeoCropical, Overlap, Rotator, SprinklerChart and TWIG are registered trademarks of Nelson Irrigation Corporation. Copyright © 2017 Nelson Irrigation Corporation.