

VIRTUAL EVENT

World Ethanol & Biofuels


3-5 November 2020

Virtual Booth
Information for
Sponsors & Exhibitors



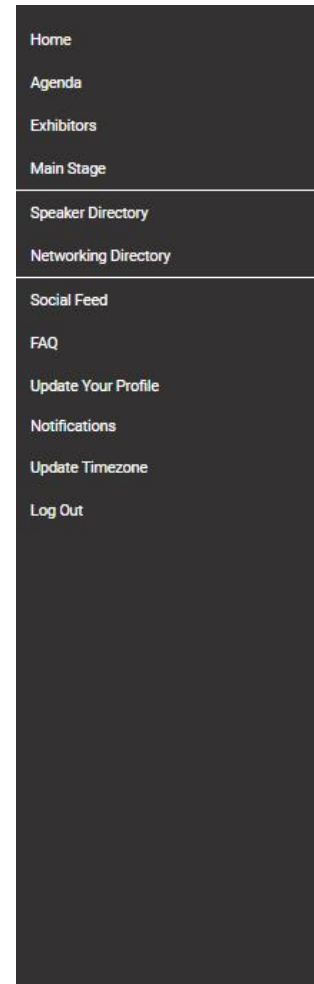
Virtual Booth Layout & Instructions:

- Access your virtual booth by clicking the “Sponsors & Exhibitors” tab
- Once you’ve clicked into your sponsor listing, enter the virtual booth by clicking “visit booth”: Both attendees and sponsor/exhibitor staff access the booth this way; exhibitors are categorized on the backend to have more permissions within the booth
- Once you have selected your booth you will see your company profile, resources and gallery.



Enter your booth meeting room

- Click the 'Chat with company' to enter your meeting room. (This will be changed to Virtual Meeting Room.)
- As a sponsor you are the director of your booth's meeting room, and only you and allocated colleagues have the power to direct the room.
- You can mute/unmute others, screen share, create separate breakout rooms, and manage any assets you want to present to people who enter. Please note this functionality is only available within your booth and not the rest of the platform.
- If you are not available in your video room, delegates can click the 'request a call back' button on your booth page, and your nominated email address will receive an email.



There is a brighter future for biofuels in Europe with more sustainable agricultural practices

With enzymes and yeast we help producers create more value from each ton of feedstock processed. Another method of helping customers is with microbial technology for agriculture – using naturally occurring microbes to increase crop yields and protect plants enabling farmers to produce more with less. For a world that needs to find new and more sustainable methods.

Resources

Website

One Hectare Study -
Novozymes November 2020

How microbes work

Contact Us

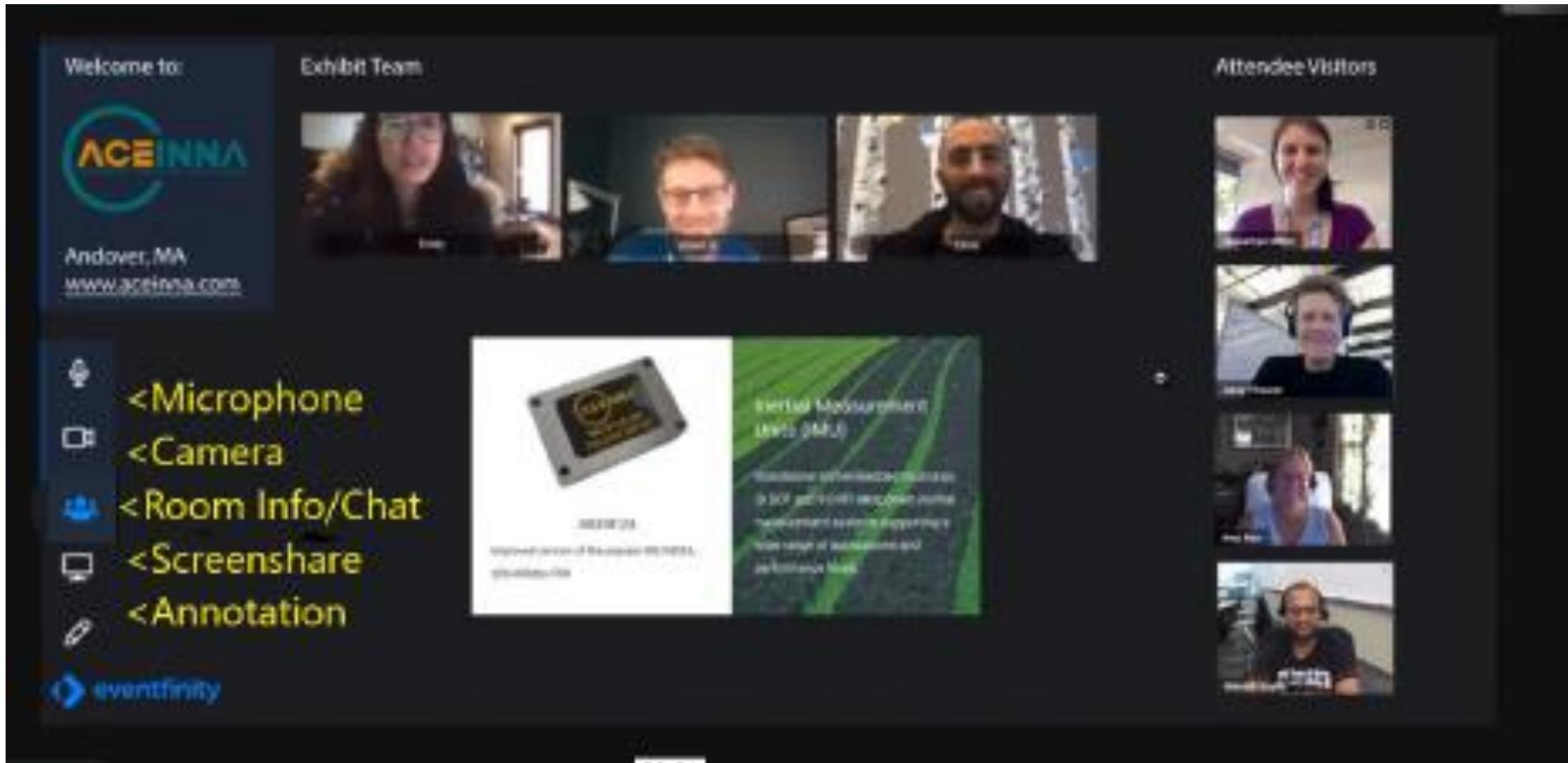


Ask a Question


Chat with Company

* If we are not in the booth, click on the Ask button and we will get back to you.

Example of booth layout (utilizing screenshare function); icon key in yellow

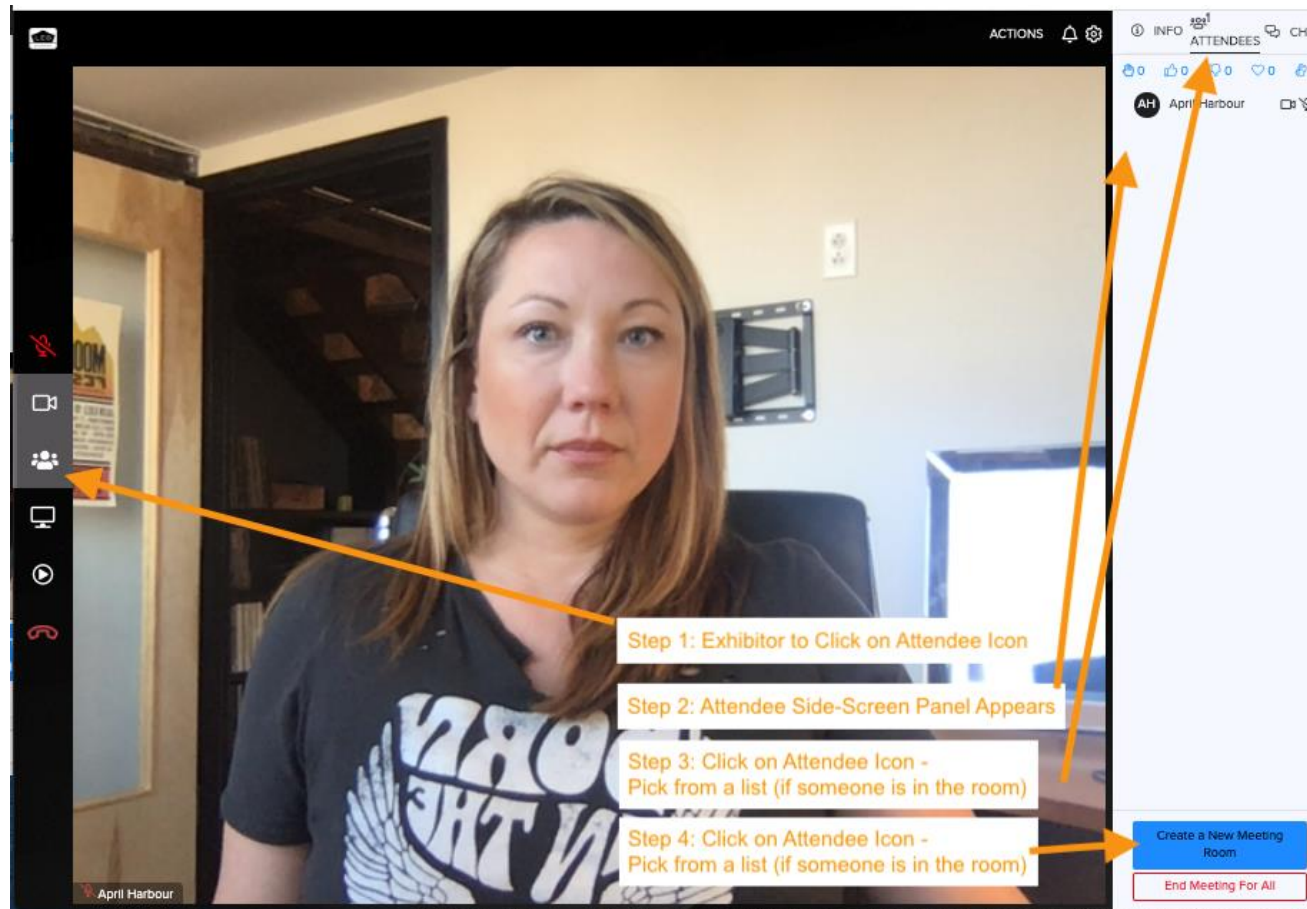


The Room Info/Chat icon opens a panel that includes options to invite others to the booth, create new meeting rooms for breakout conversations, send surveys, or chat



How to create a new room within your booth.

This is a feature which can be used if you wish to have a private conversation with a booth visitor.



Virtual Booth Best Practices & Tips...

- Attendees will be encouraged to visit virtual booths during the below times; this is when we would highly suggest that you to have at least one staff member manning the booth
 - **Tuesday 3 November 9am – 4pm** – please note there are scheduled networking breaks to visit booths in the programme at 10:45-11:10, 12:45-13:45 and 14:30-14:50
 - **Wednesday 4 November 9am – 4pm** – please note there are scheduled networking breaks to visit booths in the programme at 10:35-10:55, 12:10-13:10 and 14:20-14:40
 - **Thursday 5 November 9am – 2:30pm** – please note there are scheduled networking breaks to visit booths in the programme at 10:25-10:50 and 12:05-13:00
- If you are planning to screenshare to present materials, please have your content open on your computer for ease of use when activating the share; you can share Internet tabs or other applications such as PowerPoint and Excel
- There is no limit to how many exhibit staff you can have in your booth at once
- There is no limit to how many breakout rooms you can create from your booth (attendees newly entering the booth will not be able to see these)

Thank you

